




**BULLARD**  
BOLLARDS



# METRICA QUADRO

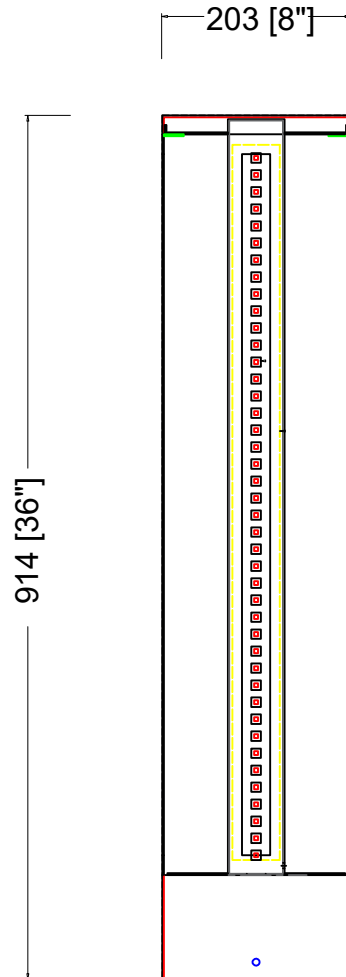

---

sales@gordonbullard.com  
www.bullardbollards.com  
1-877-964-4646

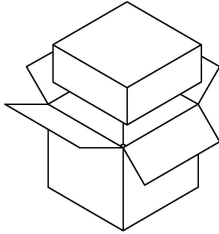




---

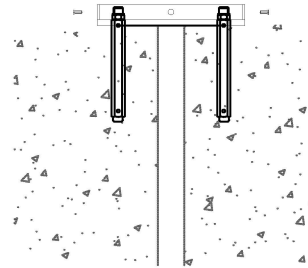
991 South Gull Lake Dr  
Richland, MI 49083  
USA



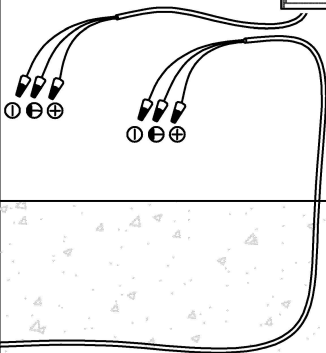
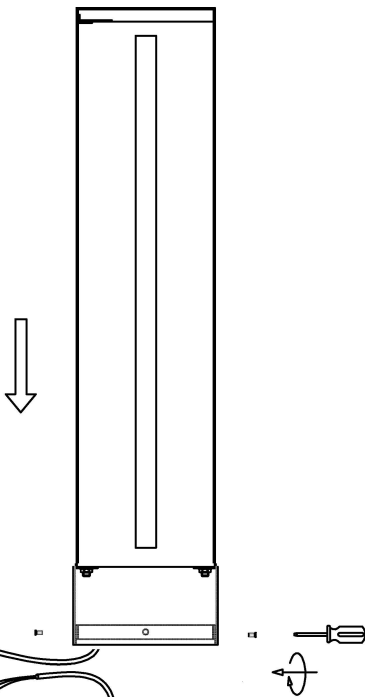
Front view



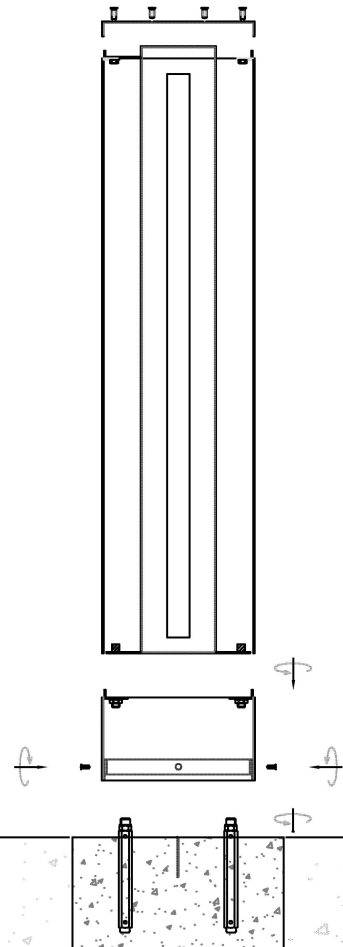
1. Take out the lamps and find the corresponding accessories.




2. Fix the mounting plate to the designated position.



3. Link the power main line.  
4. Put the lamp body into the mounting plate and fix it with the screws.



5. Try to light the lamp.

**WARNING:**

- The safety of this fixture is guaranteed only if you comply with these instructions.
- The appliance must not be tampered with or transformed and it must be installed and used as supplied and in compliance with the national rules on installations.
- Switch-off the power supply before carrying out any maintenance operations. hot plug-in is not allow and may cause damage to the luminaire.
- Installation and service must be performed by qualified service personnel.
- Any non-compliant installations will invalidate all forms of guarantee.