




**BULLARD
BOLLARDS**
Think Bollard Think Bullard


THE GUIDE
BB-GD-BL





FIXTURE TYPE: _____

PROJECT NAME: _____



GENERAL INFORMATION:

The Guide is a stylish and durable bollard from Bullard Bollard, designed to provide efficient outdoor illumination with a sleek, modern look. Made from corrosion-resistant aluminum or stainless steel with a powder-coated finish, it is available in heights of (11.81") 30 cm, (21.65") 55 cm, and 31.49" (80 cm). Featuring high-efficiency LED technology, The Guide offers color temperature options of 2700K, 3000K, 4000K, or 5000K and power consumption ranging 6W. It is engineered with precision optics for uniform light distribution and has IP65-rated ingress protection and IK10 impact resistance for durability.

FIXTURE TYPE:

Bollard

VOLTAGE:

110-277V



MATERIAL:

Die-casting powder coated aluminum.

IP RATING:

IP65



LENS:

PMMA

WARRANTY:

LED lighting products are warranted for 5 years.

DRIVER POSITION:

Remote

MAIN FEATURES:

- High visual comfort
- Available in a wide range of finishes
- Functional and minimalistic design
- Shock-resistant construction
- Operating Temperature: -104°F to +140°F.

LIGHTING DISTRIBUTIONS:

180°

THINK BOLLARD - THINK BULLARD

sales@gordonbullard.com
www.bullardbollards.com
1-877-964-4646


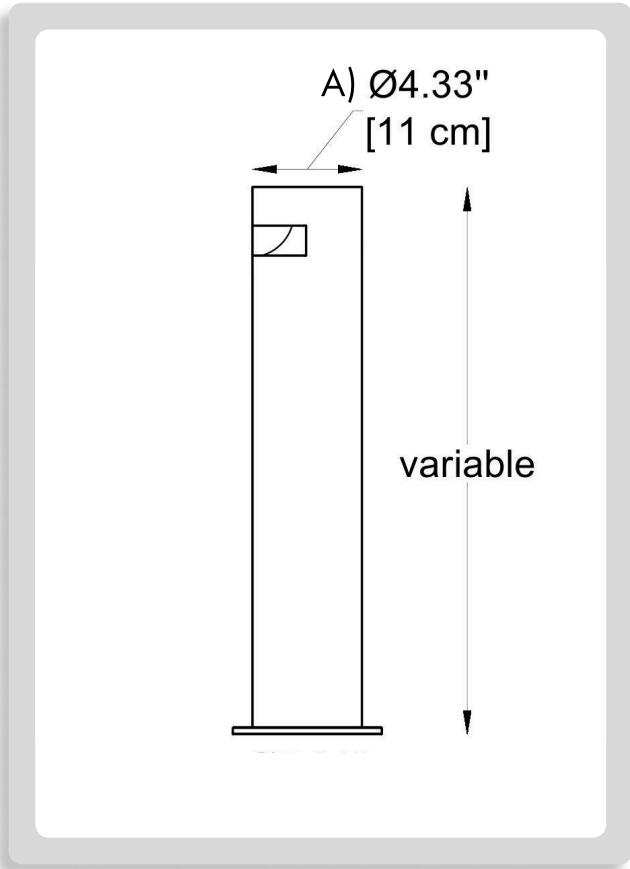


991 South Gull Lake Dr
Richland, MI 49083
USA



FIXTURE TYPE: _____

PROJECT NAME: _____



HOW TO ORDER:

CODE:

Example: CODE: BB-GD-BL-H2-30K-DIM-SB-JC3001	BB-GD-BL- H2-30K-DIM-SB- JC3001
--	---------------------------------------

1 BODY HEIGHT:

- H1 H: 11.81" (30 cm)
- H2 H: 21.65" (55 cm)
- H3 H: 31.49" (80 cm)

2 DIAMETER:

A) Ø1: 4.33" (11 cm)

3 LIGHT SOURCE:

LED / 7W / 60 mA / 168 lm / 80 CRI





4 CCT:

- 30K 3000K
- 40K 4000K
- 50K 5000K
- CUS Custom on request

5 DIMMING OPTIONS:

- NON NON-Dimmable
- DIM 0-10V
- CAS Casambi
- LUT Lutron
- DAL Dali

6 FINISH OPTIONS:

- SB Sanded Black (RAL 9005) 
- DG Sanded Dark Grey (Kap 7037) 
- LSG Sanded Bronze (KAP 7008) 
- CUS Custom on request* 

THINK BOLLARD - THINK BULLARD

sales@gordonbullard.com
www.bullardbollards.com
1-877-964-4646



991 South Gull Lake Dr
Richland, MI 49083
USA



FIXTURE TYPE: _____

PROJECT NAME: _____

HOW TO ORDER:

CODE:

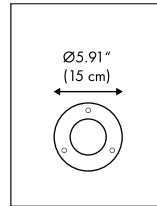
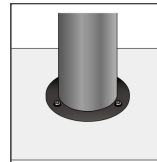
Example:
CODE:
BB-GD-BL-H2-30K-DIM-SB-JC3001

BB-GD-BL-
H2-30K-DIM-SB-
JC3001

7 INSTALLATION BASE:

Flange Base
(included)*

Ø: 5.91" (15 cm)

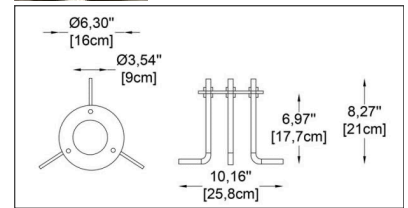


Inground Base
(option)


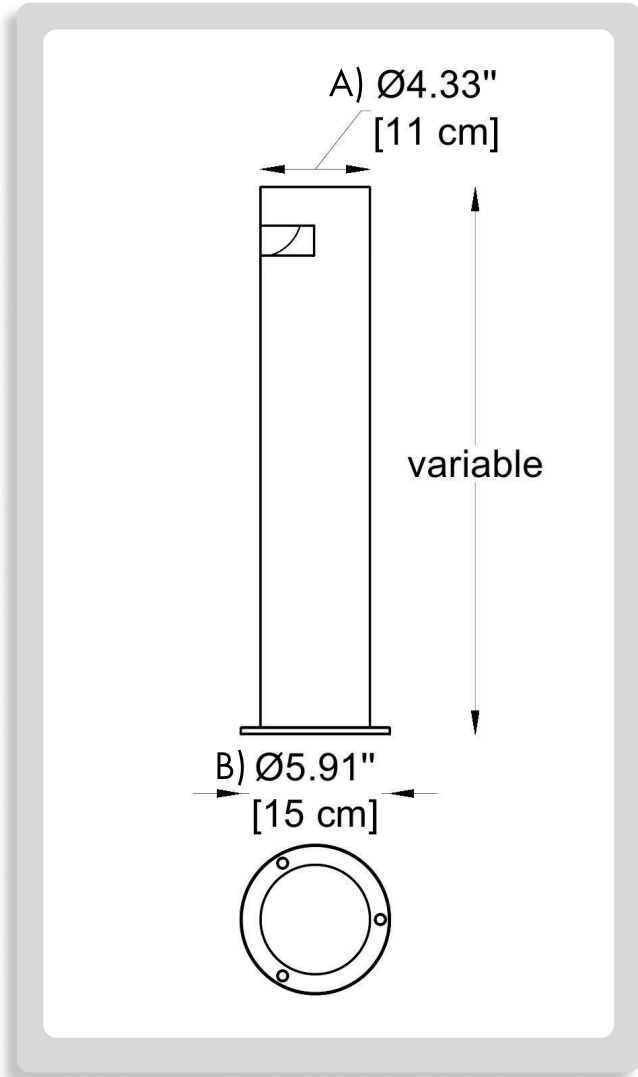
Code: **-JC3001**



L: 10.16" (25.8 cm)
H: 8.27" (21 cm)
Ø 1: 6.30" (16 cm)
Ø 2: 3.54" (9 cm)



*Flange base is a basic part
you need to assemble
the landing base.



THINK BOLLARD - THINK BULLARD

sales@gordonbullard.com
www.bullardbollards.com
1-877-964-4646



991 South Gull Lake Dr
Richland, MI 49083
USA



**BULLARD
BOLLARDS**
Think Bollard Think Bullard

**CODE:
BB-GD-BL**

FIXTURE TYPE: _____

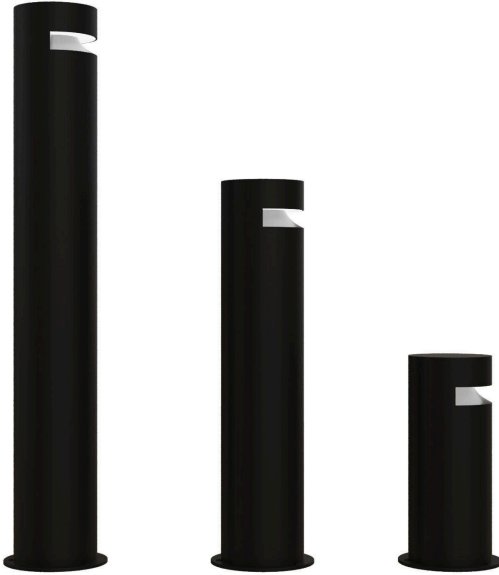
PROJECT NAME: _____

HOW TO ORDER:

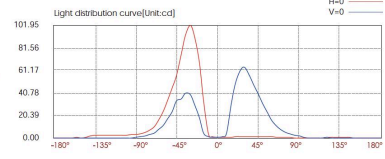
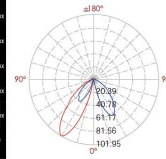
CODE:

Example:
CODE:
BB-GD-BL-H2-30K-DIM-SB-JC3001

BB-GD-BL-
H2-30K-DIM-SB-
JC3001



PHOTOMETRICS:



Lux distance curve

Center beam LUX	Beam width	H
2m 0.16 LUX	1.1m	2.9m
4m 0.04 LUX	2.1m	5.0m
6m 0.02 LUX	3.2m	7.5m
8m 0.01 LUX	4.3m	10.0m
10m 0.01 LUX	5.4m	12.5m
12m 0.00 LUX	6.4m	15.1m

Vert.Spread: 30.0 Horiz.Spread: 64.2



THINK BOLLARD - THINK BULLARD

sales@gordonbullard.com
www.bullardbollards.com
1-877-964-4646



991 South Gull Lake Dr
Richland, MI 49083
USA