

FANNY



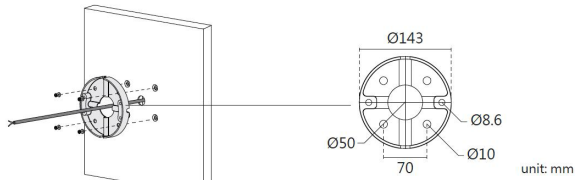
Data Sheet:

Input Voltage (V): 110-277

IK 06

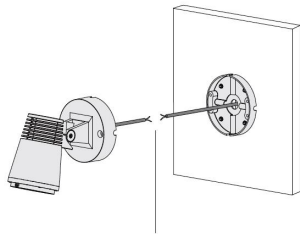
Concealed Wiring Installation

Step 1



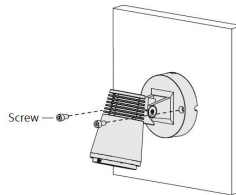
Secure the wall bracket

Step 2

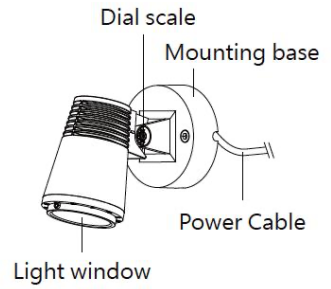


Connect the power cable

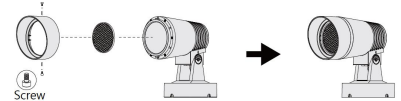
Step 3



Install the light fixture on the wall

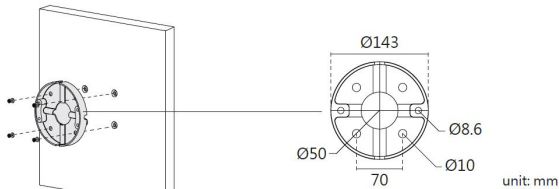


Accessories assemble



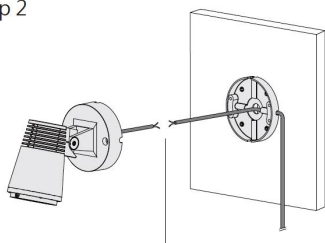
Open Wiring Installation

Step 1



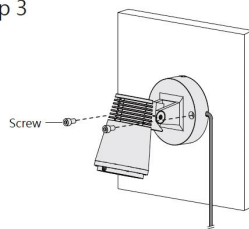
Secure the wall bracket

Step 2



Connect the power cable

Step 3



Install the light fixture on the wall

P.2

sales@gordonbullard.com
www.bullardbollards.com
 1 877-964-4646



991 South Gull Lake Dr.
 Richland, MI 49083
 USA

