



EDITH
Surface Mounting Wall Luminaires
Circular Type



FIXTURE TYPE: _____

PROJECT NAME: _____



GENERAL INFORMATION:

The EDITH Surface Mounting Wall Luminaire features a circular aluminum body with die-casting finishing and multiple stylish cover options for creative lighting effects. Operating on 110–277V LED technology, it delivers a CRI of 80 and is built for durability with an IP65 and IK08/IK09 rating. Its UV-stabilized and fireproof PC or glass lenses ensure consistent illumination and protection. Available in Sanded Bronze, Dark Gray, Black, and White finishes, the EDITH offers both performance and versatility for modern outdoor lighting applications.

FIXTURE TYPE:

Surface Mounting Wall Luminaires - Circular Type

LIGHTING

LED



VOLTAGE:

110-277V



MATERIAL:

12# Die-casting aluminum finishing

LENS:

-D7LY1234 - UVstop & Fireproof PC T=1mm

-D7LX1234 - Glass=2mm

-D7KW3023, -D7KT3032, -D7KU3032 - UVstop & Fireproof PC T=2.5mm

CRI:

80

IP RATING:

IP 65



IK RATING:

IK 08 / IK 09

FINISHING:

Sanded Bronze

Sanded Dark Gray

Sanded Black

Sanded White

sales@gordonbullard.com

www.bullardoutdoor.com

1-877-964-4646



991 South Gull Lake Dr

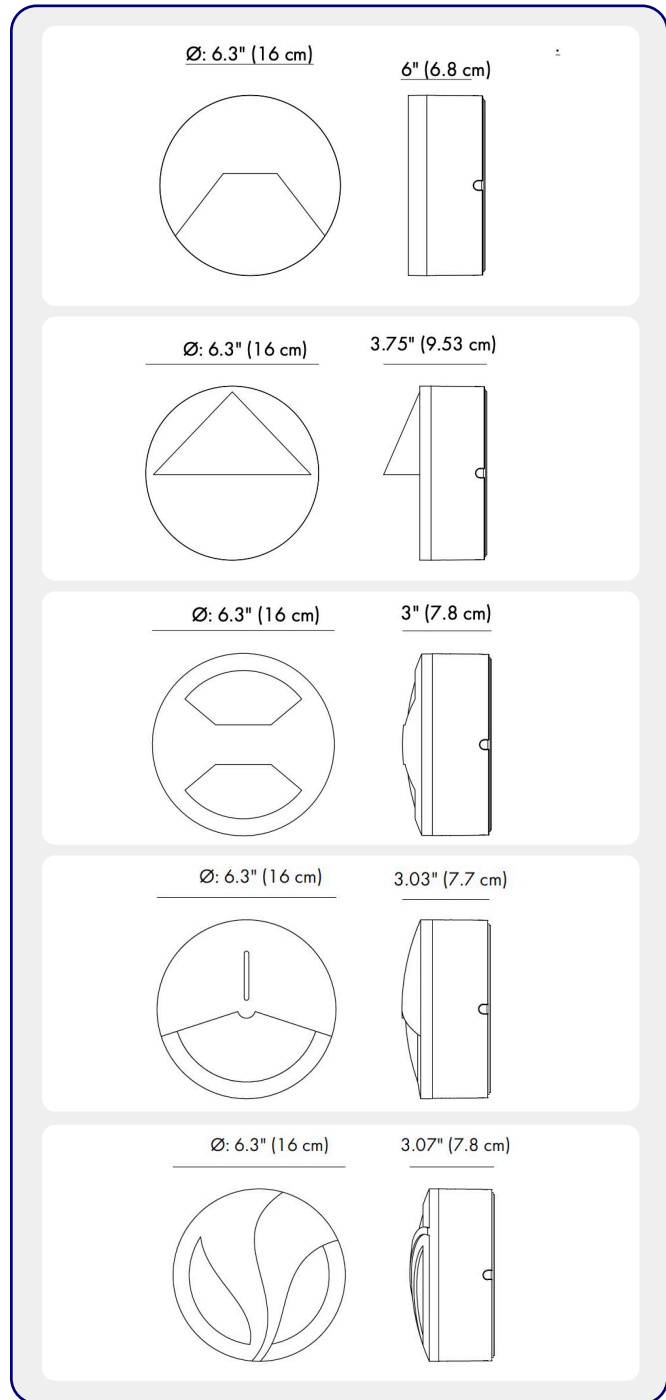
Richland, MI 49083

USA

FIXTURE TYPE: _____

PROJECT NAME: _____

NOTES:



HOW TO ORDER:

CODE:

Example:
CODE: BO-EDH-KPG-SMW-XXX-XXX-XXX-XXX-XXX-XX

BO-EDH-KPG-SMW-
D7LY1234-K30-
KAP7008-

1

MODELS:

CODE -D7LY1234

DIMENSIONS:

Diameter - Ø: 6.63" (16 cm)

Width - W: 6" (6.8 cm)

LIGHT SOURCE:

LED / 12 x 0.1W / 45 mA / 134 lm / 110-277V / IK 09

CODE -D7LX1234

DIMENSIONS:

Diameter - Ø: 6.63" (16 cm)

Width - W: 3.75" (9.53 cm)

LIGHT SOURCE:

LED / 12 x 0.5W / 91 mA / 266 lm / 110-277V / IK 08

CODE -D7KW3032

DIMENSIONS:

Diameter - Ø: 6.63" (16 cm)

Width - W: 3" (7.8 cm)

LIGHT SOURCE:

LED / 30 x 0.07W / 14 mA / 101 lm / 110-277V / IK 09

CODE -D7KT3032

DIMENSIONS:

Diameter - Ø: 6.63" (16 cm)

Width - W: 3" (7.7 cm)

LIGHT SOURCE:

LED / 30 x 0.07W / 14 mA / 87 lm / 110-277V / IK 09

CODE -D7KU3032

DIMENSIONS:

Diameter - Ø: 6.63" (16 cm)

Width - W: 3" (7.8 cm)

LIGHT SOURCE:

LED / 30 x 0.07W / 14 mA / 65 lm / 110-277V / IK 09

sales@gordonbullard.com

www.bullardoutdoor.com

1-877-964-4646



991 South Gull Lake Dr


Richland, MI 49083

USA

FIXTURE TYPE: _____

PROJECT NAME: _____

NOTES:



HOW TO ORDER:

CODE:

Example:
CODE: BO-EDH-KPG-SMW-XXX-XXX-XXX-XXX-XXX-XX

BO-EDH-KPG-SMW-
D7LY1234-K30-
KAP7008-

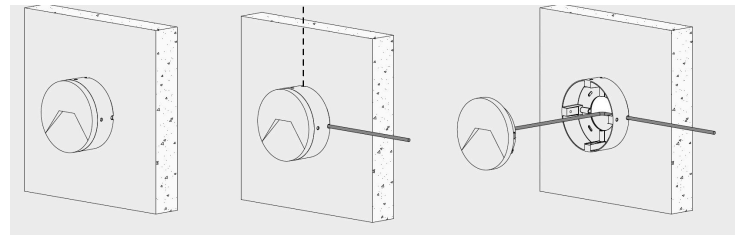
2 CCT OPTIONS:

- K30 3000K
- CUS Custom on request*

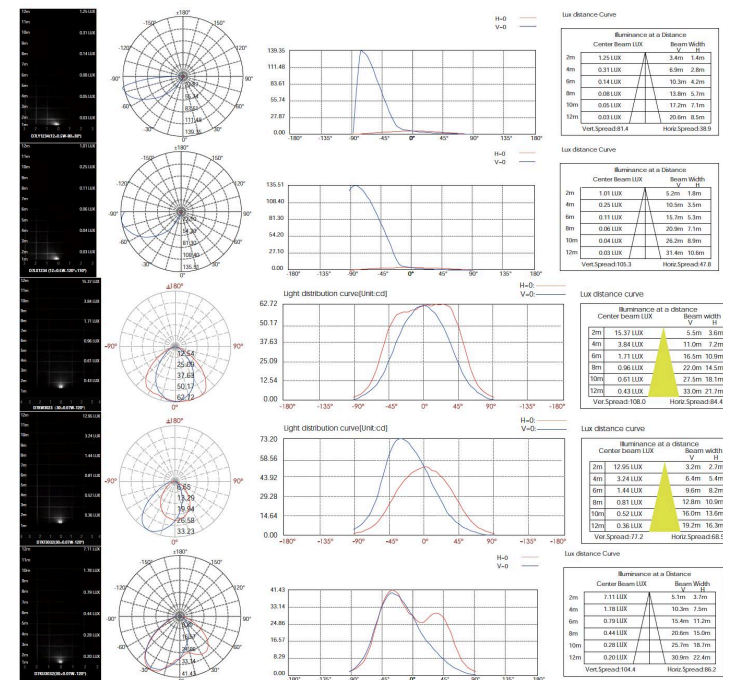
3 FINISH OPTIONS:

- KAP7008 Sanded Bronze
- KAP7037 Sanded Dark Gray
- RAL 9005 Sanded Black
- RAL9003 Sanded White

4 DIAGRAM OF INSTRUCTION:



5 PHOTOMETRIC INFO:



sales@gordonbullard.com
www.bullardoutdoor.com
1-877-964-4646



991 South Gull Lake Dr
Richland, MI 49083
USA