



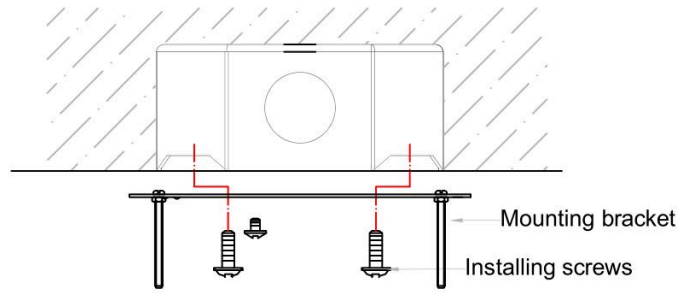
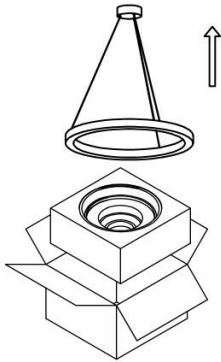
**BULLARD  
BOLLARDS**  
Think Bollard Think Bullard



# FRUIT CIRCLE

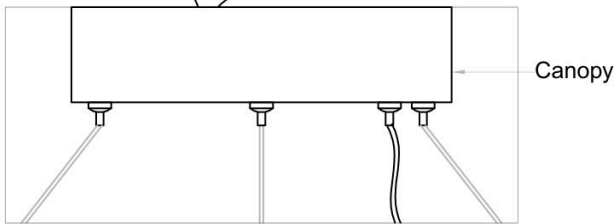
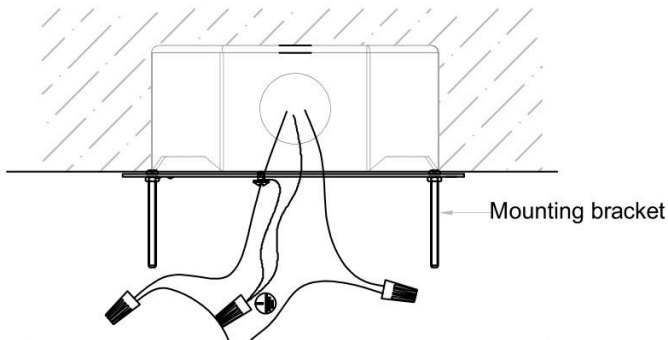
INSTALLATION TYPE:  
PENDANT-MOUNTED



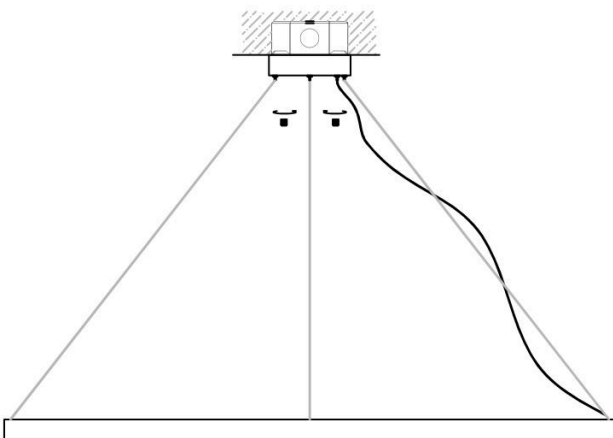
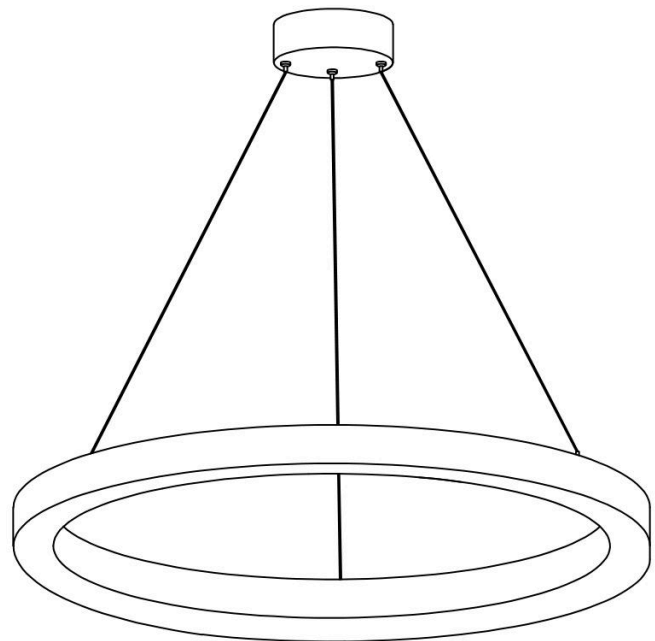


1. Take out the lamps and find the corresponding accessories.

2. Fix the Mounting plate in the designated position.



3. Connect the wires correctly according to the diagram.



4. Fix the lamp body onto the ceiling plate.

P.2

[sales@gordonbullard.com](mailto:sales@gordonbullard.com)  
[www.bullardbollards.com](http://www.bullardbollards.com)  
 1 877-964-4646



991 South Gull Lake Dr.  
 Richland, MI 49083  
 USA