



**BULLARD
BOLLARDS**
Think Bollard Think Bullard




MR. FLAT

SC40
RATING

NON-ILLUMINATED **SECURITY & SAFETY BOLLARDS**

Fixture Type:

Project Name:



General Information:

Defined by its clean geometry, MR. FLAT delivers reliable protection while supporting safer, more controlled environments. Its flat top design reinforces a clear visual boundary, helping guide movement and reduce risk in high-traffic areas.

Available in multiple security ratings, it adapts to varying levels of protection while maintaining durability and design consistency across the site.

Applications: commercial perimeters, industrial zones, secure facilities

Fixture Type:

Non-Illuminated Security & Safety Bollard

Bollard Cover Materials:

Stainless Steel
Aluminum

Finishes:

White
Green
Corten
Grey
Black
Stainless Steel
Custom on request

IP Rating:

IP 65



Due to the dynamic nature of lighting products and the associated technologies, luminaire data on all specification sheets is subject to change at the discretion of Gordon Bullard LLC and associated companies.

THINK BOLLARD - THINK BULLARD

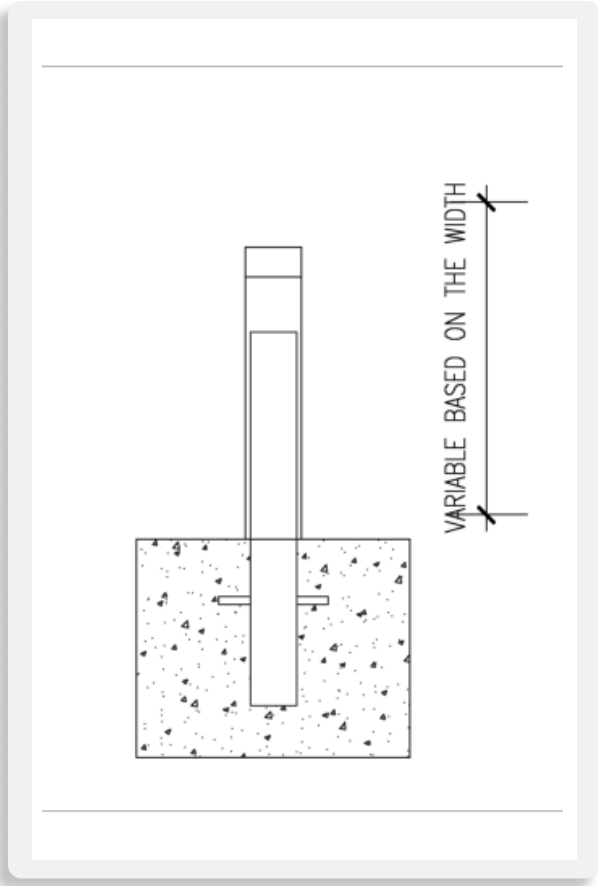
sales@gordonbullard.com / www.bullardbollards.com / 1-877-964-4646

991 South Gull Lake Dr Richland, MI 49083 USA



Fixture Type:

Project Name:



HOW TO ORDER:

CODE:

CODE EXAMPLE:
BB-MRFT-SB-SC40-D3-H6-01-393

**BB-MRFT-SB-
SC40-D3-
H6-01-393**

1 BOLLARD DIAMETER:

- D1 Ø: 8" (20.3 cm)
- D2 Ø: 10" (25.4 cm)
- D3 Ø: 12" (30.4 cm)

2 BOLLARD HEIGHT:

- H1 H: 30" (76.2 cm)
- H2 H: 36" (91.4 cm)
- H3 H: 40" (101.6 cm)
- H4 H: 40.5" (102.8 cm)
- H5 H: 42" (106.6 cm)
- H6 H: 43" (109.2 cm)
- H7 H: 43.5" (110.4 cm)
- H8 H: 44" (111.7 cm)
- H9 H: 46" (116.8 cm)
- H10 H: 47" (119.3 cm)
- H11 H: 50" (127 cm)
- H12 H: 54" (137.1 cm)
- H13 H: 54.6" (138.6 cm)
- CUS Custom Height

3 BOLLARD COVER MATERIALS:

- 01 Stainless Steel
- 02 Aluminum

4 FINISH OPTIONS:

- 392 White
- 393 Green
- 394 Corten
- 395 Grey
- 396 Black
- 11 Stainless Steel
- CUS Custom on request*



Due to the dynamic nature of lighting products and the associated technologies, luminaire data on all specification sheets is subject to change at the discretion of Gordon Bullard LLC and associated companies.


THINK BOLLARD - THINK BULLARD

sales@gordonbullard.com / www.bullardbollards.com / 1-877-964-4646
991 South Gull Lake Dr Richland, MI 49083 USA

ASTM CRASH RATINGS EXPLAINED

ASTM crash ratings (ASTM F2656) are a U.S. standard used to classify the performance of vehicle security bollards based on their ability to stop specific types of vehicles under controlled impact conditions, including small passenger cars (SC), pickup trucks (PU), and medium-duty trucks (M), each tested at defined impact speeds and performance levels.

THE RATING CATEGORIES BREAK DOWN AS FOLLOWS:

SC  (SC) Small Passenger Car

- Vehicle weight: 2,430 lbs
- Speed ratings: SC40 (40 mph), SC50 (50 mph), SC60 (60 mph)
- Use case: Low-mass vehicle threats; urban or light-security environments

PU  (PU) Pickup Truck

- Vehicle weight: 5,070 lbs
- Speed ratings: PU40 (40 mph), PU50 (50 mph), PU60 (60 mph)
- Use case: Mid-range threats; commercial zones, parking perimeters

M  (M) Medium-Duty Truck

- Vehicle weight: 15,000 lbs
- Speed ratings: M30 (30 mph), M40 (40 mph), M50 (50 mph)
- Use case: Elevated risk scenarios; logistics hubs, public infrastructure



Due to the dynamic nature of lighting products and the associated technologies, luminaire data on all specification sheets is subject to change at the discretion of Gordon Bullard LLC and associated companies.

THINK BOLLARD - THINK BULLARD

sales@gordonbullard.com / www.bullardbollards.com / 1-877-964-4646

991 South Gull Lake Dr Richland, MI 49083 USA

FOUNDATION OPTIONS EXPLAINED

Understanding foundation type and depth is critical to ensure the bollard performs as designed under impact. Improper installation can significantly reduce crash-rating effectiveness and compromise site safety.



Deep Foundation

- **Excavation:** 47.25 in (1200 mm) depth
- **Reinforcement:** Rebar cage (#5 / #8)
- **Installation:** Bollard embedded and fully encased in concrete
- **Function:** Transfers impact load into deep concrete mass



Due to the dynamic nature of lighting products and the associated technologies, luminaire data on all specification sheets is subject to change at the discretion of Gordon Bullard LLC and associated companies.

THINK BOLLARD - THINK BULLARD

sales@gordonbullard.com / www.bullardbollards.com / 1-877-964-4646

991 South Gull Lake Dr Richland, MI 49083 USA