



**BULLARD
BOLLARDS**
Think Bollard Think Bullard



MR. FLAT S

SC40
RATING

NON-ILLUMINATED **SECURITY & SAFETY BOLLARDS**




**BULLARD
BOLLARDS**
Think Bullard Think Bullard

**CODE:
BB-MRFTS-SB-SC40**

Fixture Type:

Project Name:



General Information:

Combining structure with subtle detailing, MR. FLAT S enhances safety by reinforcing visible boundaries within the built environment. The single reveal detail adds visual definition while maintaining dependable impact resistance.

Engineered for performance and adaptability, it offers configurable security ratings and finishes to align with both safety requirements and architectural intent.

Applications: controlled perimeters, commercial environments, industrial sites

Fixture Type:

Non-Illuminated Security & Safety Bollard

Bollard Cover Materials:

Stainless Steel
Aluminum

Finishes:

White
Green
Corten
Grey
Black
Stainless Steel
Custom on request

IP Rating:

IP 65



Due to the dynamic nature of lighting products and the associated technologies, luminaire data on all specification sheets is subject to change at the discretion of Gordon Bullard LLC and associated companies.

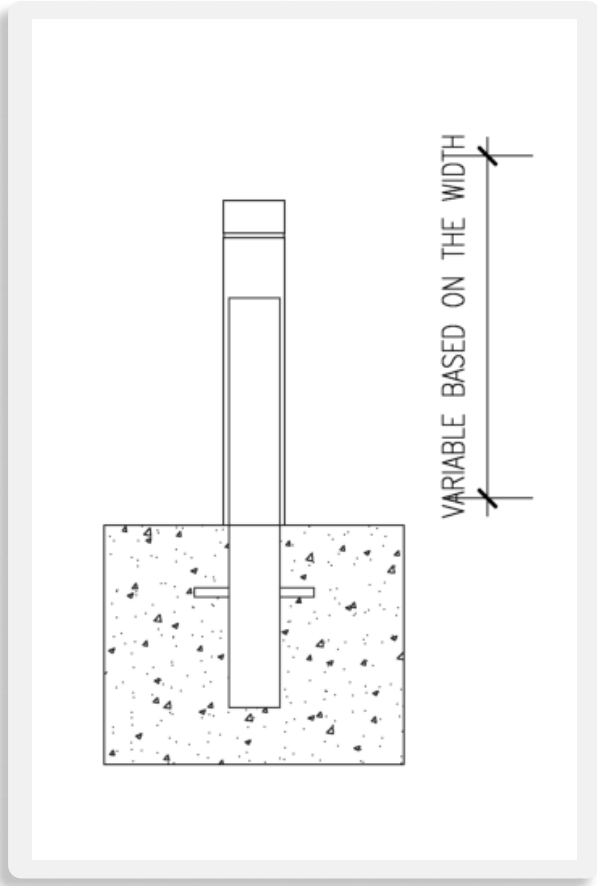
THINK BOLLARD - THINK BULLARD

sales@gordonbullard.com / www.bullardbollards.com / 1-877-964-4646

991 South Gull Lake Dr Richland, MI 49083 USA

Fixture Type:

Project Name:



HOW TO ORDER:

CODE:

CODE EXAMPLE:
BB-MRFTS-SB-SC40-D2-H4-01-393

**BB-MRFTS-SB-
SC40-D2-
H4-01-393**

1 BOLLARD DIAMETER:

- D1 Ø: 8" (20.3 cm)
- D2 Ø: 10" (25.4 cm)
- D3 Ø: 12" (30.4 cm)








2 BOLLARD HEIGHT:

- H1 H: 30" (76.2 cm)
- H2 H: 36" (91.4 cm)
- H3 H: 40" (101.6 cm)
- H4 H: 40.5" (102.8 cm)
- H5 H: 42" (106.6 cm)
- H6 H: 43" (109.2 cm)
- H7 H: 43.5" (110.4 cm)
- H8 H: 44" (111.7 cm)
- H9 H: 46" (116.8 cm)
- H10 H: 47" (119.3 cm)
- H11 H: 50" (127 cm)
- H12 H: 54" (137.1 cm)
- H13 H: 54.6" (138.6 cm)
- CUS Custom Height

3 BOLLARD COVER MATERIALS:

- 01 Stainless Steel
- 02 Aluminum

4 FINISH OPTIONS:

- 392 White 
- 393 Green 
- 394 Corten 
- 395 Grey 
- 396 Black 
- 11 Stainless Steel 
- CUS Custom on request* 



Due to the dynamic nature of lighting products and the associated technologies, luminaire data on all specification sheets is subject to change at the discretion of Gordon Bullard LLC and associated companies.


THINK BOLLARD - THINK BULLARD

sales@gordonbullard.com / www.bullardbollards.com / 1-877-964-4646
991 South Gull Lake Dr Richland, MI 49083 USA

ASTM CRASH RATINGS EXPLAINED

ASTM crash ratings (ASTM F2656) are a U.S. standard used to classify the performance of vehicle security bollards based on their ability to stop specific types of vehicles under controlled impact conditions, including small passenger cars (SC), pickup trucks (PU), and medium-duty trucks (M), each tested at defined impact speeds and performance levels.

THE RATING CATEGORIES BREAK DOWN AS FOLLOWS:

SC  (SC) Small Passenger Car

- Vehicle weight: 2,430 lbs
- Speed ratings: SC40 (40 mph), SC50 (50 mph), SC60 (60 mph)
- Use case: Low-mass vehicle threats; urban or light-security environments

PU  (PU) Pickup Truck

- Vehicle weight: 5,070 lbs
- Speed ratings: PU40 (40 mph), PU50 (50 mph), PU60 (60 mph)
- Use case: Mid-range threats; commercial zones, parking perimeters

M  (M) Medium-Duty Truck

- Vehicle weight: 15,000 lbs
- Speed ratings: M30 (30 mph), M40 (40 mph), M50 (50 mph)
- Use case: Elevated risk scenarios; logistics hubs, public infrastructure



Due to the dynamic nature of lighting products and the associated technologies, luminaire data on all specification sheets is subject to change at the discretion of Gordon Bullard LLC and associated companies.

THINK BOLLARD - THINK BULLARD

sales@gordonbullard.com / www.bullardbollards.com / 1-877-964-4646

991 South Gull Lake Dr Richland, MI 49083 USA

FOUNDATION OPTIONS EXPLAINED

Understanding foundation type and depth is critical to ensure the bollard performs as designed under impact. Improper installation can significantly reduce crash-rating effectiveness and compromise site safety.



Deep Foundation

- **Excavation:** 47.25 in (1200 mm) depth
- **Reinforcement:** Rebar cage (#5 / #8)
- **Installation:** Bollard embedded and fully encased in concrete
- **Function:** Transfers impact load into deep concrete mass



Due to the dynamic nature of lighting products and the associated technologies, luminaire data on all specification sheets is subject to change at the discretion of Gordon Bullard LLC and associated companies.

THINK BOLLARD - THINK BULLARD

sales@gordonbullard.com / www.bullardbollards.com / 1-877-964-4646

991 South Gull Lake Dr Richland, MI 49083 USA