



**BULLARD  
BOLLARDS**  
Think Bollard Think Bullard

# BLOC WALL OUTDOOR (SURFACE MOUNTED WALL LUMINAIRES)



FIXTURE TYPE: \_\_\_\_\_

PROJECT NAME: \_\_\_\_\_

NOTES:



**GENERAL INFORMATION:**

BLOC Wall Outdoor by Bullard Bollards is a sleek architectural LED fixture designed to provide soft, diffused illumination for walkways, stairs, and outdoor walls. Its minimalist rectangular design blends seamlessly with modern architectural spaces while delivering comfortable, glare-free lighting. The durable aluminum construction with a protective powder-coated finish ensures resistance to weather, UV exposure, and corrosion. Available in multiple sizes, it is ideal for creating elegant and functional lighting in residential and commercial environments.

**FIXTURE TYPE:**

Surface Mounted Wall Luminaires

**LIGHTING:**

LED

**INPUT VOLTAGE:**

110-277V

**MATERIAL:**

Extruded aluminum EN AW-6060 T5 high resistance to oxidation, Die-cast aluminum EN AB 44100 highly resistant to oxidation

**GASKETS:**

Silicone gaskets

**EXTERNAL SCREWS:**

Stainless steel A4-70 treated with highly antioxidant water-repellent lubricating solution

**FINISH AND PROTECTION:**

Primary treatment with nanoceramic conversion. Protection with textured polyester powder coating resistant to weathering and UV rays

**DRIVER POSITION:**

Integral

**CRI:**

>90

**IP RATING:**

IP65

**APPLINCE CLASS:**

I



**THINK BOLLARD - THINK BULLARD**

sales@gordonbullard.com  
www.bullardbollards.com  
1-877-964-4646



991 South Gull Lake Dr  
Richland, MI 49083  
USA

FIXTURE TYPE: \_\_\_\_\_

PROJECT NAME: \_\_\_\_\_

NOTES:



**CABLE ENTRY:**

Brass cable gland M16 Ø 0.5/1.0 cm

**BEAM ANGLE:**

|      |           |
|------|-----------|
| -160 | 82° x 82° |
| -280 | 82° x 82° |
| -400 | 82° x 82° |

**LIGHT DISTRIBUTION:**

2 Axis symmetrical

**BEAM DIRECTIONABILITY:**

Fixed optics

**DIFFUSER MATERIAL/FINISH:**

Tempered glass 0.5cm /Opal

**WARRANTY:**

LED lighting products are warranted for 5 years.

**MAIN FEATURES:**

- Wide range of finishes
- Evocative design
- Solid and resistant structure
- Operating Temperature: 253.15 K ÷ 308.15 K (-20 °C ÷ +35 °C)
- Increased temperature to 323.15 K (50°C)
- \* upon request previous specific components and test



**THINK BOLLARD - THINK BULLARD**

sales@gordonbullard.com  
 www.bullardbollards.com  
 1-877-964-4646



991 South Gull Lake Dr  
 Richland, MI 49083  
 USA

FIXTURE TYPE: \_\_\_\_\_

PROJECT NAME: \_\_\_\_\_

**HOW TO ORDER:**

**CODE:**

**Example:**  
CODE: BB-1211.00LRXO-GH-160-L1-K30-DIM-02-ED15

BB-1211.00LRXO-GH  
-160-L1-K30-DIM  
-02-ED15

**1 MODELS:**

**-160**

DIMENSIONS:

Height - H: 10.04" (25.5 cm)  
Width - W: 6.30" (16 cm)

LIGHT SOURCE:

**-L1** LED / 1 x 16W / 110-277 V / 60 Hz  
**-L2** LED / 1 x 23W / 110-277 V / 60 Hz  
**-L3** LED / 1 x 9.7W / 110-277 V / 60 Hz

CCT&LUMENS: **-L1** **-L2** **-L3**

**-K30** 3000K = 2080 lm | 2972 lm | 1692 lm  
**-K40** 4000K = 2240 lm | 3200 lm | 1710 lm

BEAM ANGLE:

82° x 82°

**-280**

DIMENSIONS:

Height - H: 10.04" (25.5 cm)  
Width - W: 11.02" (28 cm)

LIGHT SOURCE:

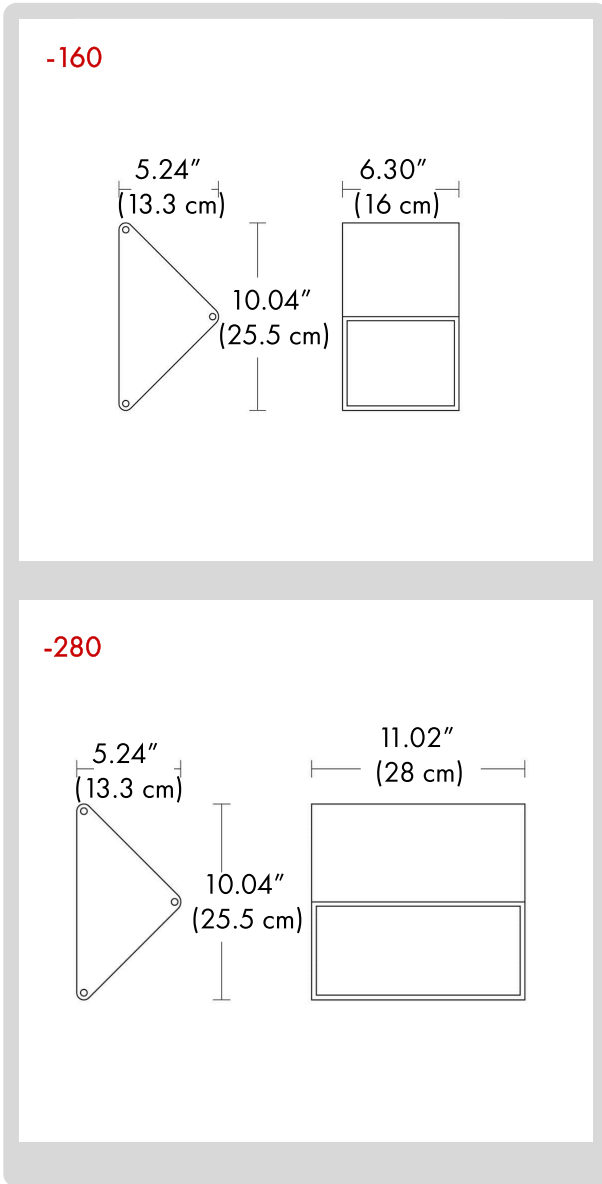
**-L1** LED / 1 x 32W / 110-277 V / 60 Hz  
**-L2** LED / 1 x 46W / 110-277 V / 60 Hz  
**-L3** LED / 1 x 19.4W / 110-277 V / 60 Hz

CCT&LUMENS: **-L1** **-L2** **-L3**

**-K30** 3000K = 4160 lm | 5944 lm | 3384 lm  
**-K40** 4000K = 4480 lm | 6400 lm | 3420 lm

BEAM ANGLE:

82° x 82°



**THINK BOLLARD - THINK BULLARD**

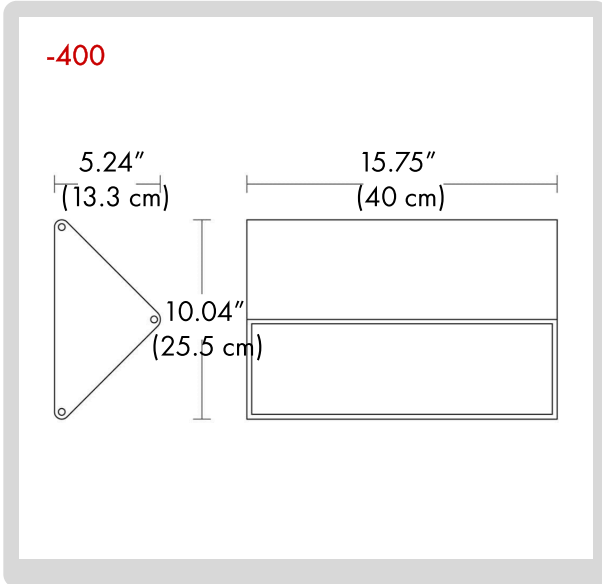
sales@gordonbullard.com  
www.bullardbollards.com  
1-877-964-4646



991 South Gull Lake Dr  
Richland, MI 49083  
USA

FIXTURE TYPE: \_\_\_\_\_

PROJECT NAME: \_\_\_\_\_



**HOW TO ORDER:**

**CODE:**

**Example:**  
CODE: BB-1211.00LRXO-GH-160-L1-K30-DIM-02-ED15

BB-1211.00LRXO-GH  
-160-L1-K30-DIM  
-02-ED15

**1 MODELS:**

**-400**

**DIMENSIONS:**

Height - H: 10.04" (25.5 cm)  
Width - W: 15.75" (40 cm)

**LIGHT SOURCE:**

**-L1** LED / 1 x 48W / 110-277 V / 60 Hz  
**-L2** LED / 1 x 69W / 110-277 V / 60 Hz  
**-L3** LED / 1 x 29.1W / 110-277 V / 60 Hz

**CCT&LUMENS:** **-L1** **-L2** **-L3**

**-K30** 3000K = 6240 lm | 8916 lm | 5076 lm |  
**-K40** 4000K = 6720 lm | 9600 lm | 5130 lm |

**BEAM ANGLE:**

82° x 82°

**2 DIMMING OPTIONS:**

**-NON** NON-Dimmable  
**-DIM** 0-10V  
**-CAS** Casambi  
**-DAL** Dali

**3 FINISH OPTIONS:**

**-01** White matt  
**-02** Black matt  
**-05** Anthracite grey matt  
**-19** Light grey matt  
**-26** Bronze  
**-45** Corten matt  
**-62** Antique grey matt  
**-65** Blue matt  
**-80** Sand matt  
**-83** Green matt



**THINK BOLLARD - THINK BULLARD**

sales@gordonbullard.com  
www.bullardbollards.com  
1-877-964-4646



991 South Gull Lake Dr  
Richland, MI 49083  
USA

**HOW TO ORDER:**

Example:  
CODE: BB-11211.00LRXO-GH-160-L1-K30-DIM-02-ED15

**CODE:**

BB-1211.00LRXO-GH  
-160-L1-K30-DIM  
-02-ED15

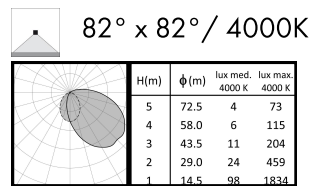
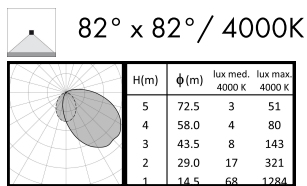
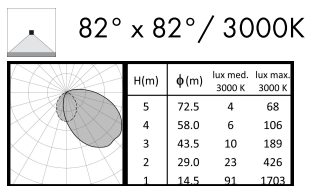
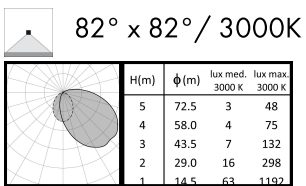
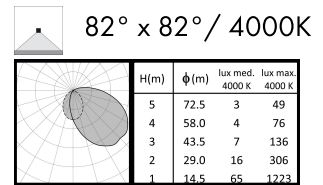
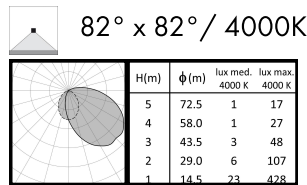
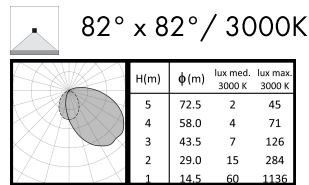
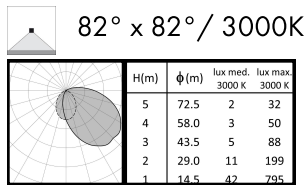
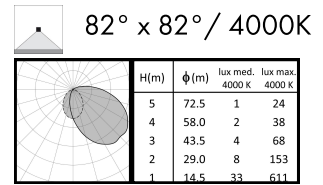
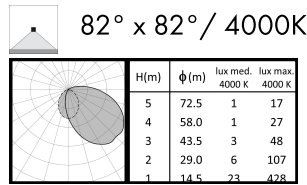
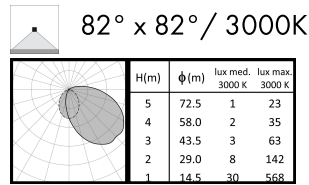
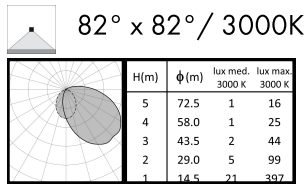
**4 ACCESSORIES:**

For model 160:      For model 280:      For model 400:  
**-ED-15**            **-ED-25**            **-ED-40**

DALI Optional



**5 PHOTOMETRY::**



**THINK BOLLARD - THINK BULLARD**

sales@gordonbullard.com  
www.bullardbollards.com  
1-877-964-4646



991 South Gull Lake Dr  
Richland, MI 49083  
USA