




**BULLARD
BOLLARDS**
Think Bollard Think Bullard


HEDGE SQ FRAME (CEILING RECESSED)



FIXTURE TYPE: _____

PROJECT NAME: _____

NOTES:



GENERAL INFORMATION:

The Hedge SQ Frame by Bullard Bollards is a recessed square LED luminaire designed to provide high visual comfort with a clean architectural appearance. Its compact, reduced-depth design allows easy installation in suspended or plasterboard ceilings. The aluminum body with protective powder coating and tempered glass diffuser ensures durability and resistance to weather and UV exposure. Suitable for both indoor and outdoor applications, it offers different optics and power options for flexible lighting performance.

FIXTURE TYPE:

Ceiling Recessed

LIGHTING:

LED

INPUT VOLTAGE:

110-277V

MATERIAL:

Extruded aluminum EN AW-6060 T5 high resistance to oxidation

GASKETS:

Silicone gaskets

FINISH AND PROTECTION:

Primary treatment with nanoceramic conversion. Protection with textured polyester powder coating resistant to weathering and UV rays

CUTOUT SHAPE:

Square

DRIVER POSITION:

Remote / Recessed

CRI:

>90

IP RATING:

IP67

APPLINCE CLASS:

III

THINK BOLLARD - THINK BULLARD

sales@gordonbullard.com
www.bullardbollards.com
1-877-964-4646




991 South Gull Lake Dr
Richland, MI 49083
USA

FIXTURE TYPE: _____

PROJECT NAME: _____

NOTES:



CONTROL:

Dim based on driver

CABLE ENTRY:

Nylon cable gland M12 Ø 0.35/0.7 cm

CABLE TYPE:

FR5FOEM7-AD8 2x0.005cm2

CORD LENGTH:

50cm

BEAM ANGLE / LIGHT DISTRIBUTION / BEAM DIRECTIONABILITY:

-GH2000	17°	Symmetrical medium flood (15 ° - 45 °)	Fixed optics
	37°	Symmetrical medium flood (15 ° - 45 °)	Fixed optics
	50°	Symmetrical wide beam (45 ° - 125 °)	Fixed optics
-GH2001	17°	Symmetrical medium flood (15 ° - 45 °)	Fixed optics
	37°	Symmetrical medium flood (15 ° - 45 °)	Fixed optics
	50°	Symmetrical wide beam (45 ° - 125 °)	Fixed optics
-GH2015	15°	Symmetrical medium flood (15 ° - 45 °)	Fixed optics
	37°	Symmetrical medium flood (15 ° - 45 °)	Fixed optics
	61°	Symmetrical wide beam (45 ° - 125 °)	Fixed optics

DIFFUSER MATERIAL / DIFFUSER FINISH:

Tempered glass 0.5cm / Transparent - extra clear

OPTICS:

Reflector in anti-UV technopolymer with super pure aluminum metallization

SECONDARY OPTICS:

Black anti UV technopolymer reflector

WARRANTY:

LED lighting products are warranted for 5 years.

THINK BOLLARD - THINK BULLARD

sales@gordonbullard.com

www.bullardbollards.com

1-877-964-4646



991 South Gull Lake Dr

Richland, MI 49083

USA



FIXTURE TYPE: _____

PROJECT NAME: _____

HOW TO ORDER:

CODE:

Example:
**CODE: BB-2000.00BRGT-GH-GH2000-
B17-L1-DIM-V1-AC457**

BB-2000.00BRGT-GH
-GH2000-B17-L1-
DIM-V1-AC457

1 MODELS:

-GH2000

DIMENSIONS:

Length -	L: 5.20" (13.2 cm)
Width -	W: 5.20" (13.2 cm)
Height -	H: 3.31" (8.4 cm)
Cutout length -	l: 4.84" (12.3 cm)
Cutout width -	w: 4.84" (12.3 cm)
Recessed depth -	G: 3.31" (8.4 cm)

BEAM ANGLE:

-B17 17°
-B37 37°
-B50 50°
-B19 19°x 32°

LIGHT SOURCE:

-L1 LED / 1 x 13.5 W / 3000K / 1312 lm / 500 mA
-L2 LED / 1 x 19 W / 3000K / 1768 lm / 700 mA
-L3 LED / 1 x 9.5 W / 3000K / 944 lm / 900 mA
-LL1 LED / 1 x 13.5 W / 4000K / 1455 lm / 500 mA
-LL2 LED / 1 x 19 W / 4000K / 1962 lm / 700 mA
-LL3 LED / 1 x 9.5 W / 4000K / 1047 lm / 350 mA
***LL3 only for B17 and B19**

-GH2001

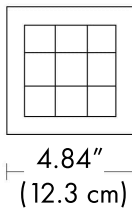
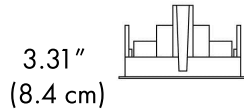
DIMENSIONS:

Length -	L: 7.85" (19.95 cm)
Width -	W: 7.85" (19.95 cm)
Height -	H: 3.31" (8.4 cm)
Cutout length -	l: 7.56" (19.2 cm)
Cutout width -	w: 7.56" (19.2 cm)
Recessed depth -	G: 3.31" (8.4 cm)

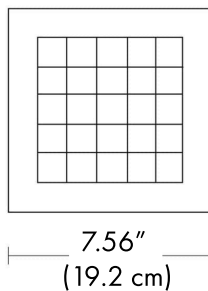
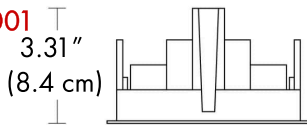
BEAM ANGLE:

-B17 17°
-B37 37°
-B50 50°

-GH2000



-GH2001



THINK BOLLARD - THINK BULLARD

sales@gordonbullard.com
 www.bullardbollards.com
 1-877-964-4646

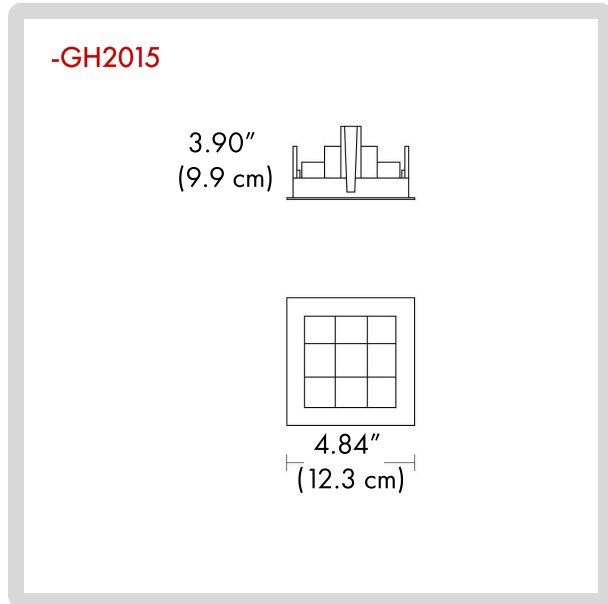


991 South Gull Lake Dr
 Richland, MI 49083
 USA



FIXTURE TYPE: _____

PROJECT NAME: _____



HOW TO ORDER:

CODE:

Example:
CODE: BB-2000.00BRGT-GH-GH2000-B17-L1-DIM-V1-AC457

BB-2000.00BRGT-GH-GH2000-B17-L1-DIM-V1-AC457

1 MODELS:

LIGHT SOURCE:

- L1 LED / 1 x 21 W / 3000K / 2097 lm / 700 mA
- L2 LED / 1 x 30 W / 3000K / 2915 lm / 1050 mA
- L3 LED / 1 x 42 W / 3000K / 3930 lm / 1400 mA
- LL1 LED / 1 x 21 W / 4000K / 2326 lm / 700 mA
- LL2 LED / 1 x 30 W / 4000K / 3234 lm / 1050 mA
- LL3 LED / 1 x 42 W / 4000K / 4360 lm / 1400 mA

***L3 and LL3 only for B37 and B50**

-GH2015

DIMENSIONS:

- Length - L: 5.20" (13.2 cm)
- Width - W: 5.20" (13.2 cm)
- Height - H: 3.90" (9.9 cm)
- Cutout length - l: 4.84" (12.3 cm)
- Cutout width - w: 4.84" (12.3 cm)
- Recessed depth - G: 3.90" (9.9 cm)

BEAM ANGLE:

- B15 15°
- B37 37°
- B61 61°

LIGHT SOURCE:

- L1 LED / 1 x 11.3 W / 3000K / 1715 lm / 350 mA
- L2 LED / 1 x 16.5 W / 3000K / 2410 lm / 500 mA
- L3 LED / 1 x 23.7 W / 3000K / 3306 lm / 700 mA
- LL1 LED / 1 x 11.3 W / 4000K / 1844 lm / 350 mA
- LL2 LED / 1 x 16.5 W / 4000K / 2592 lm / 500 mA
- LL3 LED / 1 x 23.7 W / 4000K / 3555 lm / 700 mA

THINK BOLLARD - THINK BULLARD

sales@gordonbullard.com
www.bullardbollards.com
1-877-964-4646



991 South Gull Lake Dr
Richland, MI 49083
USA

FIXTURE TYPE: _____

PROJECT NAME: _____

NOTES:

HOW TO ORDER:

CODE:

Example:
CODE: BB-2000.00BRGT-GH-GH2000-
B17-L1-DIM-V1-AC457

BB-2000.00BRGT-GH
-GH2000-B17-L1
-DIM-V1-AC457

2 DIMMING OPTIONS:

- NON NON-Dimmable
- DIM 0-10V
- CAS Casambi
- DAL Dali

3 FINISH OPTIONS:

- V1 White glass
- V2 Black glass

4 ACCESSORIES:

For model -GH2000:

-AC457

Accessory for installation Hedge R SQ Frame

For model -GH2001:


-AC458

Accessory for installation MaxiHedge SQ RF

For model -GH2015:

-AC485

Accessory for installation Edge R SQ Frame



THINK BOLLARD - THINK BULLARD

sales@gordonbullard.com
www.bullardbollards.com
1-877-964-4646



991 South Gull Lake Dr
Richland, MI 49083
USA