



**BULLARD
BOLLARDS**
Think Bullard Think Bullard

SLICK WILLY SIGNATURE FLEX

BB-SLWLSF-CL





FIXTURE TYPE: _____

PROJECT NAME: _____
SL.WL.SF.24V



SL.WL.SF.48V



GENERAL INFORMATION:

The SLICK WILLY SIGNATURE FLEX Neon is engineered for precision, durability, and superior lighting performance. Featuring DC24V single-LED cutting every 6.25 mm, it offers unlimited length customization and maximum installation flexibility for architectural and design applications. High-efficiency LEDs combined with a patented optical structure deliver up to 110 lm/W, increasing brightness while reducing energy consumption. Manufactured with gas-phase silicone extrusion, the neon provides exceptional UV resistance and long-term outdoor durability. A reinforced structure with anti-tensile PC support and parallel LED technology ensures reliable performance even in demanding environments. With IP67 protection and SDCM < 5 color consistency, Slick Willy LED Neon delivers uniform, high-quality illumination designed for professional lighting projects.

FIXTURE TYPE:

Arch LED Neon

MATERIAL:

Gas-Phase Silicone Extrusion

IP RATING:

IP67

IP67

IK RATING:

IK08

IK08

WARRANTY:

7 year warranty, high reliability

DRIVER POSITION:

Remote

MAIN FEATURES:

- Cut-To-Size: Accurate fit for easy installation
- Ultra High Light Efficiency & more energy saving
- UV and Yellowing Resistance
- Dual-Layer Protective Terminal
- Anti-Breakage PCB
- Precision Controlled Color Temperature after Silicone Coated



THINK BOLLARD - THINK BULLARD

sales@gordonbullard.com
www.bullardbollards.com
1-877-964-4646

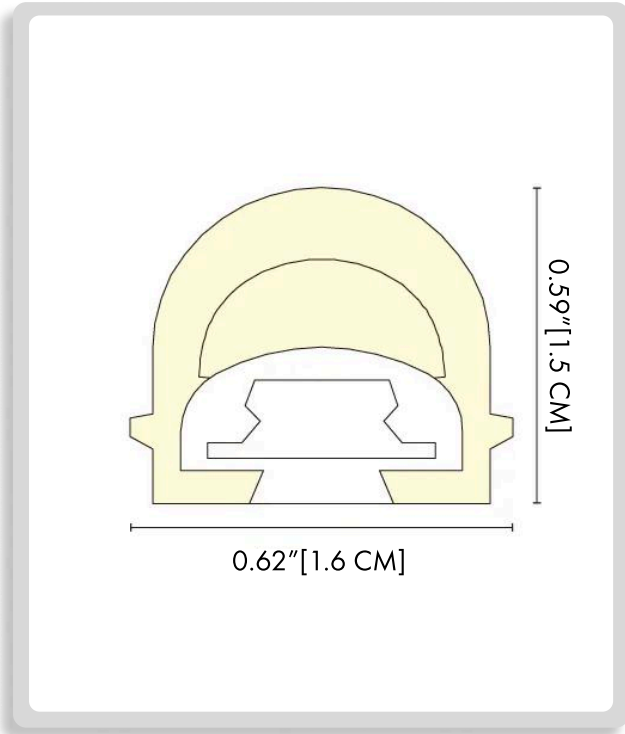


991 South Gull Lake Dr
Richland, MI 49083
USA



FIXTURE TYPE: _____

PROJECT NAME: _____



HOW TO ORDER:

CODE:

Example:
CODE: BB-SLWLSF-CL-SL.WL.IC.48V-AS-CP1-GBB-SF48

BB-SLWLSF-CL-SL.WL.IC.48V-AS-CP1-GBB-SF48

1 DIMENSIONS:

A) Length - L: 0.62" (1.6 cm)
B) Height - H: 0.59" (1.5 cm)

2 LIGHT SOURCE:

-SL.WL.SF.24V

CCT	COLOR RANGE	CRI	INPUT VOLTAGE	RATED CURRENT (A/m)	RATED POWER	MAXIMUM POWER
2200 K	2166-2310 K	>90	24	0.4 (0.12A/ft)	10 (3.05W/ft)	11 (3.35W/ft)
2700 K	2630-2830 K					
3000 K	2920-3170 K					
4000 K	3770-4220 K					

LUMENS	STANDARD LENGTH	REMARK
770 (235LM/ft) 935 (285LM/ft) 990 (302LM/ft) 980 (299LM/ft)	10000mm (32.8ft)	1LED/6.25mm

-SL.WL.SF.48V

CCT	COLOR RANGE	CRI	INPUT VOLTAGE	RATED CURRENT (A/m)	RATED POWER	MAXIMUM POWER
2200 K	2100-2300 K	>90	48	0.2 (0.06A/ft)	10 (3.05W/ft)	11 (3.35W/ft)
2700 K	2600-2830 K					
3000 K	2920-3170 K					
4000 K	3770-4220 K					

LUMENS	STANDARD LENGTH	REMARK
850(259LM/ft) 1020(311 LM/ft) 1150(351 LM/ft) 1150(351 LM/ft)	20000mm (65.62ft)	2LED/12.5mm

THINK BOLLARD - THINK BULLARD

sales@gordonbullard.com
www.bullardbollards.com
1-877-964-4646



991 South Gull Lake Dr
Richland, MI 49083
USA



FIXTURE TYPE: _____

PROJECT NAME: _____

HOW TO ORDER:

CODE:

Example:
CODE: BB-SLWLSF-CL-SL.WL.IC.48V-AS-CP1-GBB-SF48

BB-SLWLSF-CL-
SL.WL.IC.48V-AS-
CP1-GBB-SF48

4 ACCESSORIES FOR -SL.WL.SF.24V:

AS-JD-001-SF24



AS-WS-0008-SF24



AS-NNT1615A-SF24



AS-CP1-GBA-SF24



AS-NNT1615A-SF24



AS-CP1-GBB-SF24



AS-NNT1615GH0-SF24



AS-CR1-GBA-SF24



AS-NNT1615P-SF24



AS-R6-1-SF24




AS-NNT1615P-SF24



AS-PG-0002-SF24



AS-WS-0007-SF24



THINK BOLLARD - THINK BULLARD

sales@gordonbullard.com

www.bullardbollards.com

1-877-964-4646



991 South Gull Lake Dr

Richland, MI 49083

USA



FIXTURE TYPE: _____

PROJECT NAME: _____

HOW TO ORDER:

CODE:

Example:
CODE: BB-SLWLSF-CL-SL.WL.IC.48V-AS-CP1-GBB-SF48


BB-SLWLSF-CL-
SL.WL.IC.48V-AS-
CP1-GBB-SF48

4 ACCESSORIES FOR -SL.WL.SF.48V:

AS-JD-001-SF48



AS-WS-0008-SF48



AS-NNT1615A-SF48



AS-CP1-GBA-SF48



AS-NNT1615A-SF48



AS-CP1-GBB-SF48



AS-NNT1615GH0-SF48



AS-CR1-GBA-SF48



AS-NNT1615P-SF48



AS-R6-1-SF48




AS-NNT1615P-SF48



AS-PG-0002-SF48



AS-WS-0007-SF48



THINK BOLLARD - THINK BULLARD

sales@gordonbullard.com

www.bullardbollards.com

1-877-964-4646



991 South Gull Lake Dr

Richland, MI 49083

USA



FIXTURE TYPE: _____

PROJECT NAME: _____

HOW TO ORDER:

CODE:

Example:
CODE: BB-SLWLSF-CL-SL.WL.IC.48V-AS-CP1-GBB-SF48

BB-SLWLSF-CL-
SL.WL.IC.48V-AS-
CP1-GBB-SF48

6

BASIC PARAMETERS:

FOR MODEL: **-SL.WL.SF.24V**

WARRANTY: 7 YEARS
CUTTING UNIT: 6.25 mm
LEDS QTY: 160LEDs/m
TYP. POWER: 10W/M

FOR MODEL: **-SL.WL.SF.48V**

WARRANTY: 7 YEARS
CUTTING UNIT: 12.5 mm
LEDS QTY: 160LEDs/m
TYP. POWER: 10W/M

THINK BOLLARD - THINK BULLARD

sales@gordonbullard.com
www.bullardbollards.com
1-877-964-4646



991 South Gull Lake Dr
Richland, MI 49083
USA