



**BULLARD
BOLLARDS**
Think Bollard Think Bullard

MAXI BUNNY LINE 1500 (INGROUND LUMINAIRES)







**BULLARD
BOLLARDS**
Think Bollard Think Bullard

CODE:
BB-001549.MPMTTUNEL-GH

FIXTURE TYPE: _____

PROJECT NAME: _____

NOTES:



GENERAL INFORMATION:

The Maxi Bunny Line 1500 is a high-output linear inground LED luminaire engineered for powerful architectural and wall-washing applications. Constructed from durable extruded aluminum EN AW-6060 T5 with die-cast aluminum components and protected by an 8 mm tempered glass diffuser, it ensures exceptional resistance to oxidation and demanding outdoor conditions, backed by an IP67 rating. Offering a wide range of beam angles—including narrow, medium, symmetric, asymmetric, and wall-washer distributions—it provides precise and uniform illumination for façades, tunnels, and large-scale exterior surfaces. Designed with a remote driver configuration and multiple dimming options (Non-dimmable, 0–10V, Casambi, DALI), the Maxi Bunny Line 1500 delivers high visual comfort, functional minimal design, and reliable long-term performance, supported by a 5-year warranty.

LIGHTING:

LED

LED

VOLTAGE:

110-277V



GASKETS:

Silicone gaskets

FIXTURE TYPE:

Inground Luminaires

MATERIAL:

Extruded aluminum EN AW-6060 T5 high resistance to oxidation,
Die-cast aluminum EN AB 44100 highly resistant to oxidation

EXTERNAL SCREWS:

Stainless steel A4-70 treated with highly antioxidant water-repellent lubricating solution

DIFFUSER MATERIAL:

Tempered glass 8mm

IP RATING:

IP 67

IP67

THINK BOLLARD - THINK BULLARD

sales@gordonbullard.com

www.bullardbollards.com

1-877-964-4646



991 South Gull Lake Dr

Richland, MI 49083

USA



**BULLARD
BOLLARDS**
Think Bollard Think Bullard



CODE:

BB-001549.MPMTTUNEL-GH

FIXTURE TYPE: _____

PROJECT NAME: _____

NOTES:



APPLINCE CLASS:

|||

OPERATION RANGE:

24 V DC

DRIVER POSITION:

Remote

CRI:

>90

CABLE ENTRY / CABLE TYPE:

Brass cable gland M12 Ø 3.5/7 mm / FR5FOEM7-AD8 2x0.5mm2

CORD LENGTH:

0.5m

LIGHT DISTRIBUTION:

12° - Symmetrical narrow beam ($\leq 15^\circ$)
25° - Symmetrical medium flood ($15^\circ - 45^\circ$)
50° - Symmetrical wide beam ($45^\circ - 125^\circ$)
14° x 47° - 2 Axis symmetrical
78° x 47° - Asymmetric flood (wall washer)
69° x 139° - 2 Axis symmetrical

BEAM DIRECTIONABILITY:

Fixed optics

OPTICS:

Anti UV technopolymer lens

WARRANTY:

LED lighting products are warranted for 5 years.

MAIN FEATURES:

High visual comfort / Wide range of finishes
Functional design / Minimal design
Shock resistant / Operating Temperature: $-22^\circ\text{F} \sim 122^\circ\text{F}$

FINISH OPTIONS:

Glass

THINK BOLLARD - THINK BULLARD

sales@gordonbullard.com

www.bullardbollards.com

1-877-964-4646



991 South Gull Lake Dr

Richland, MI 49083

USA



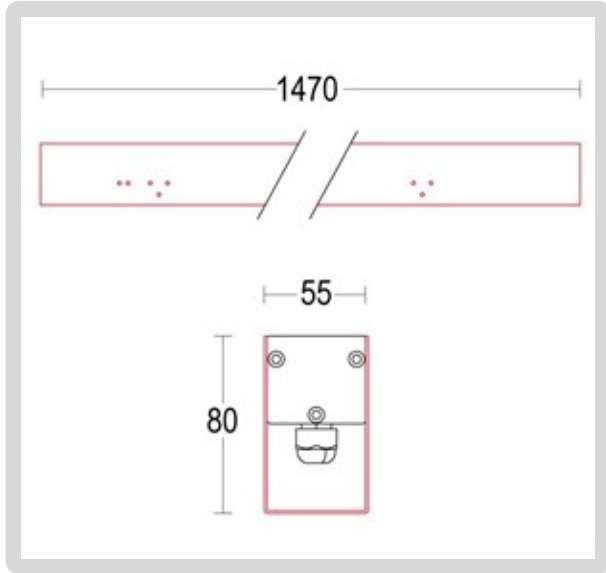
**BULLARD
BOLLARDS**
Think Bullard Think Bullard

CODE:

BB-001549.MPMTTUNEL-GH

FIXTURE TYPE: _____

PROJECT NAME: _____



HOW TO ORDER:

CODE:

Example:
CODE: BB-001549.MPMTTUNEL-GH-B2-L1-DIM
-AC205-IP66

BB-001549.MPM
TTUNEL-GH-B2-
L1-DIM
-AC205-IP66

1 DIMENSIONS:

- A) Recessed depth - Ø: 3.15" (8 cm)
B) Length - L: 57.87" (147 cm)
C) Width - W: 2.17" (5.5 cm)

2 BEAM ANGLE:

- B1 12°
-B2 25°
-B3 50°
-B4 14° x 47°
-B5 78° x 47°
-B6 69° x 139°

3 LIGHT SOURCE:

- L1 1 x 66.5W | 2700-6500K | 1 x 6865 lm (ONLY FOR 25°)
-L2 1 x 63W | 3000K | 1 x 5880 lm
-L3 1 x 45W | 3000K | 1 x 4380 lm (FOR 12° / 25° / 50°
14° x 47° / 78° x 47°
69° x 139°)
-L4 1 x 63W | 4000K | 1 x 6540 lm
-L5 1 x 45W | 4000K | 1 x 4860 lm
-L5 1 x 21.03W | 3000K | 1 x 2509 lm (ONLY 69° X 139°)
-L5 1 x 30W | 3000K | 1 x 3210 lm (ONLY 69° X 139°)
-L5 1 x 21.03W | 4000K | 1 x 2759 lm (ONLY 69° X 139°)
-L5 1 x 30W | 4000K | 1 x 3320 lm (ONLY 69° X 139°)

4 DIMMING OPTIONS:

- NON NON-Dimmable
-DIM 0-10V
-CAS Casambi
-DAL Dali

THINK BOLLARD - THINK BULLARD

sales@gordonbullard.com

www.bullardbollards.com

1-877-964-4646



991 South Gull Lake Dr

Richland, MI 49083

USA

Due to the dynamic nature of lighting products and the associated technologies, luminaire data on all specification sheets is subject to change at the discretion of Gordon Bullard LLC and associated companies.

©2026 All Rights Reserved

Updated 02/18/2026


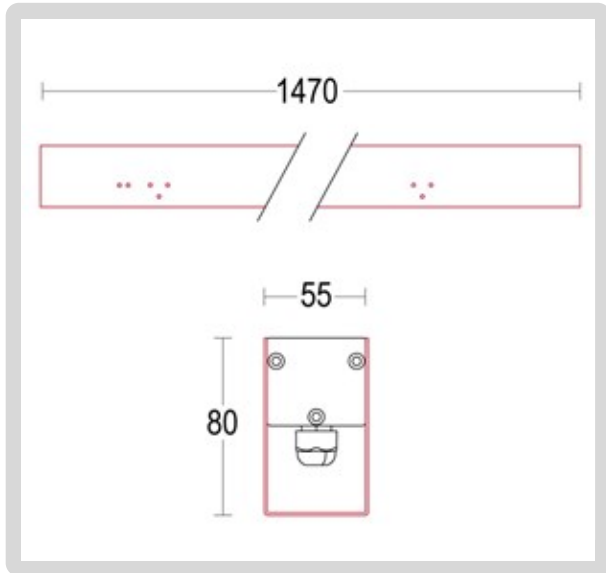


**BULLARD
BOLLARDS**
Think Bullard Think Bullard

CODE:
BB-001549.MPMTTUNEL-GH

FIXTURE TYPE: _____

PROJECT NAME: _____



HOW TO ORDER:

CODE:

Example:
CODE: BB-001549.MPMTTUNEL-GH-B2-L1-DIM
-AC205-IP66

BB-001549.MPM
TTUNEL-GH-B2-
L1-DIM
-AC205-IP66

5

ACCESSORIES:

-AC204

IP 68 fast connector 4P



-AC205-IP66

IP66 remote power supply box



-AC279

IP 68 connector for through wiring 4P




-AC437

Rough-in housing 1500mm



-AC551

Extraction tool Traccia



-AC539

Anti glare louver 1500mm



(FOR 12° / 25° / 50° /
69° x 139° / 14° x 47°)

THINK BOLLARD - THINK BULLARD

sales@gordonbullard.com

www.bullardbollards.com

1-877-964-4646



991 South Gull Lake Dr

Richland, MI 49083

USA

Due to the dynamic nature of lighting products and the associated technologies, luminaire data on all specification sheets is subject to change at the discretion of Gordon Bullard LLC and associated companies.

©2026 All Rights Reserved

Updated 02/18/2026