



**BULLARD  
BOLLARDS**  
Think Bollard Think Bullard

**GLOW**  
**Recessed Wall Luminaires**  
**Round / Square**






**BULLARD  
BOLLARDS**  
Think Bollard Think Bullard

**CODE:  
BB-GL-KPG-RWL**

FIXTURE TYPE: \_\_\_\_\_

PROJECT NAME: \_\_\_\_\_



**GENERAL INFORMATION:**

The GLOW Recessed Wall Luminaires is a versatile and durable lighting fixture designed for both round and square wall installations in pathways, stairs, and architectural spaces. Constructed from #12 die-cast dark gray powder-coated aluminum, it combines strength with a refined modern design. The fixture features a UV-stable and fireproof PC lens (T=2.5mm) that ensures reliable light diffusion and long-term performance. Operating on 110–277V with energy-efficient LED technology, it delivers consistent illumination with a CRI of 80, ideal for enhancing visibility and ambiance. Rated IP65 and IK09, GLOW offers excellent resistance to water, dust, and impact, making it perfect for outdoor or demanding environments. Available in Sanded Dark Gray, Sanded Black, and Sanded White finishes, it brings both style and durability to contemporary architectural lighting.

**FIXTURE TYPE:**

Recessed Wall Luminaires - Round and Square Wall Luminaires

**LIGHTING:**

LED

LED

**VOLTAGE:**

110-277V

110-277V

**MATERIAL:**

12# Die-casting powder coated aluminum

**LENS:**

UVstop & Fireproof PC T=2.5mm

**CRI:**

80

**IP RATING:**

IP 65

IP65

**IK RATING:**

IK 09

**FINISHING:**

Sanded Dark Gray  
Sanded Black  
Sanded White

sales@gordonbullard.com  
www.bullardbollards.com  
1-877-964-4646



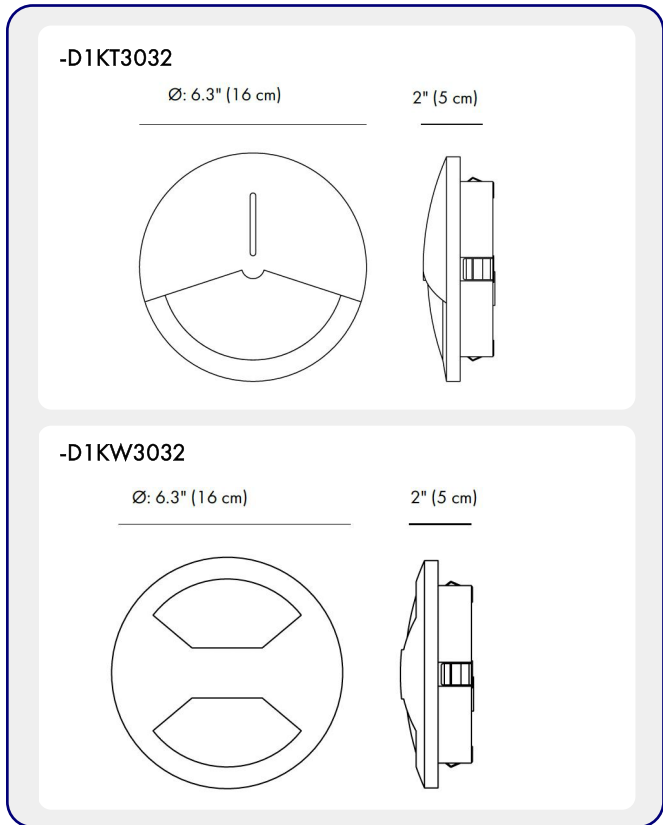
991 South Gull Lake Dr  
Richland, MI 49083  
USA



FIXTURE TYPE: \_\_\_\_\_

PROJECT NAME: \_\_\_\_\_

NOTES:



**HOW TO ORDER:**

**CODE:**

Example:  
CODE: BB-GL-KPG-RWL-XXX-XXX-XXX-XXX-XXX-XX

BB-GL-KPG-RWL-  
D1KT3032-K30-  
KAP7037-DIM

**1 MODELS:**

CODE -D1KT3032

DIMENSIONS:

Diameter - Ø: 6.3" (16 cm)  
Width - W: 2" (5 cm)

LIGHT SOURCE:

LED / 30 x 0.07W / 135 mA / 118 lm / 110-277V

CODE -D1KW3032

DIMENSIONS:

Diameter - Ø: 6.3" (16 cm)  
Width - W: 2" (5 cm)

LIGHT SOURCE:

LED / 30 x 0.07W / 135 mA / 142 lm / 110-277V

**2 CCT OPTIONS:**

-K30 3000K  
-CUS Custom on request\*

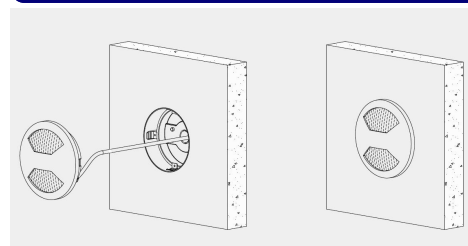
**3 FINISH OPTIONS:**

-KAP7037 Sanded Dark Gray  
-RAL 9005 Sanded Black  
-RAL9003 Sanded White

**4 DIMMING OPTIONS:**

-DIM 1-10V  
-PWM Pulse Width Modulation  
-DALI DALI (Digital Addressable Lighting Interface)

**5 DIAGRAM OF INSTRUCTION:**



sales@gordonbullard.com  
www.bullardbollards.com  
1-877-964-4646



991 South Gull Lake Dr  
Richland, MI 49083  
USA



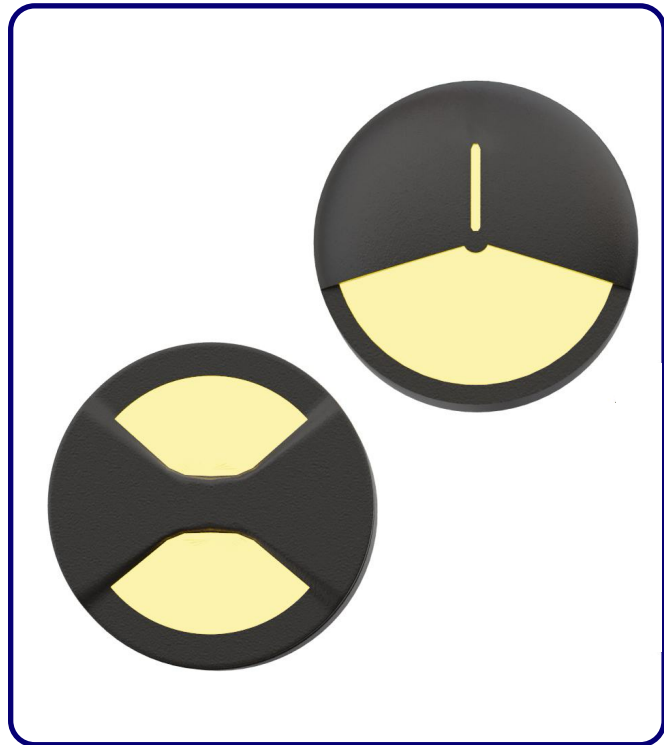
**BULLARD  
BOLLARDS**  
Think Bollard Think Bullard

**CODE:  
BB-GL-KPG-RWL**

FIXTURE TYPE: \_\_\_\_\_

PROJECT NAME: \_\_\_\_\_

NOTES:



**HOW TO ORDER:**

**CODE:**

Example:  
CODE: BB-GL-KPG-RWL-XXX-XXX-XXX-XXX-XXX-XX

BB-GL-KPG-RWL-  
D1KT3032-K30-  
KAP7037-DIM


**6 RECESSED SLEEVE: (included)**



**7 FEATURES:**

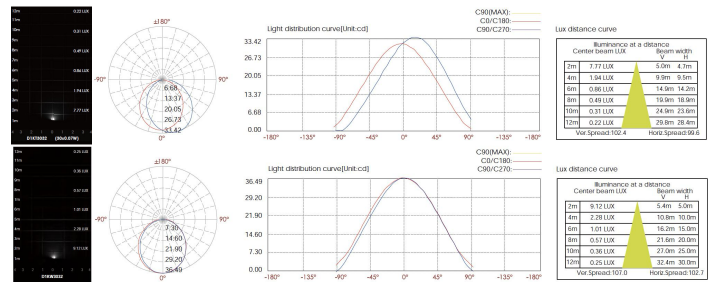


Front cover without screws



Use the high-strength clips for installation and fixation. (please refer remark 1 & 2)

**8 PHOTOMETRIC INFO:**



sales@gordonbullard.com  
www.bullardbollards.com  
1-877-964-4646



991 South Gull Lake Dr  
Richland, MI 49083  
USA