




**BULLARD
BOLLARDS**
Think Bollard Think Bullard

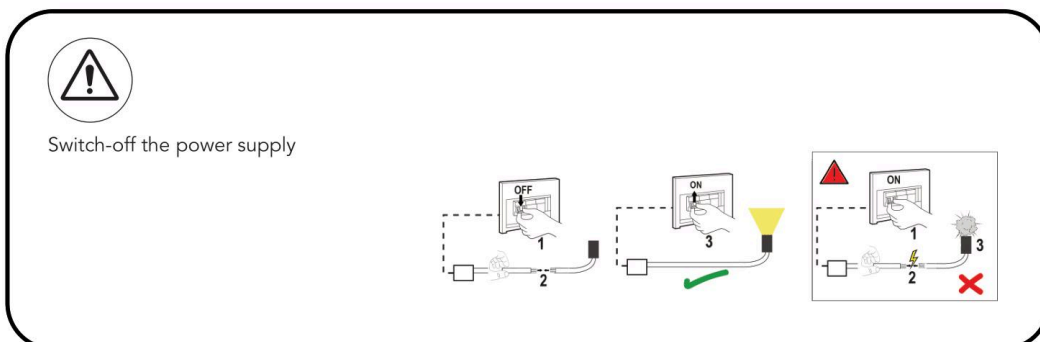
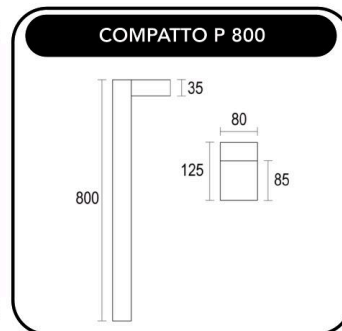
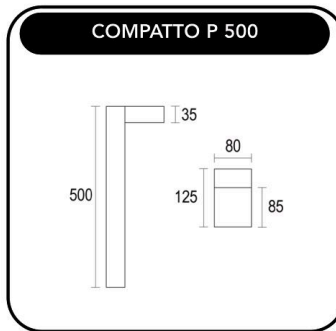
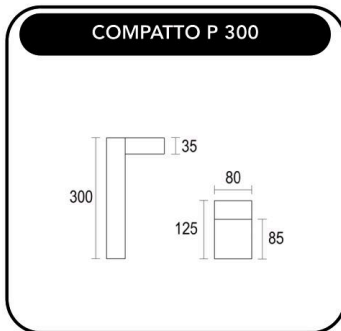
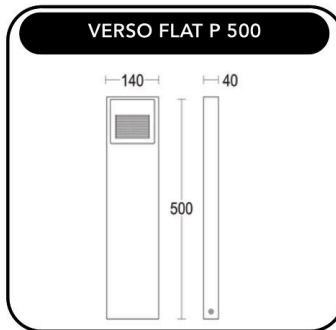
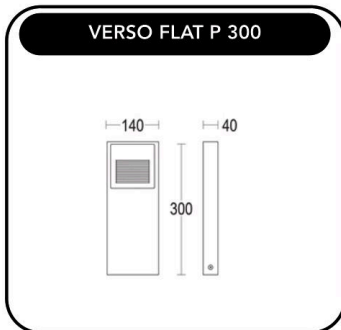
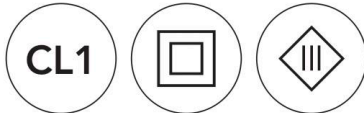
VERSO FLAT P & COMPATTO P

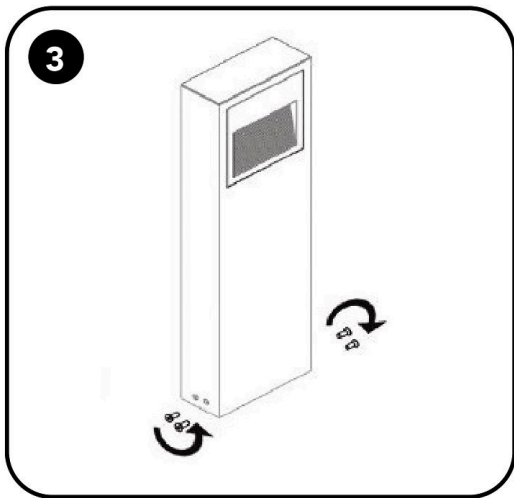
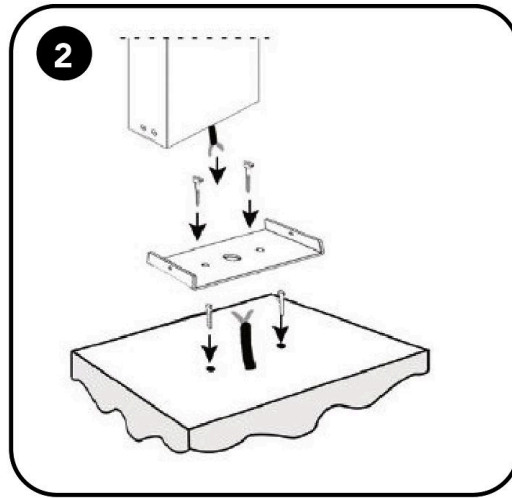
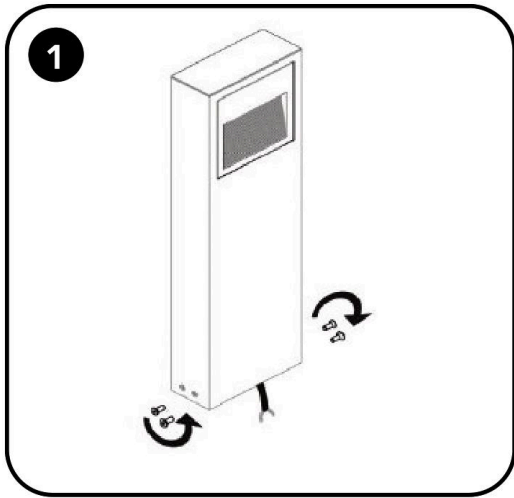
INSTALLATION TYPE:
SURFACE-MOUNT



(EN) WARNING:

- The safety of the appliance is only guaranteed if the following instructions are used appropriately; they must therefore be retained.
- Any tampering with and/or conversion of the appliance is prohibited. It must be installed and used as supplied and in accordance with national plant regulations.
- Disconnect the power supply before installing the product or carrying out any maintenance work.
- No modifications may be carried out as this could damage the appliance.
- Installation and maintenance must be carried out by qualified and authorised personnel.
- The light source in the luminaire must be replaced by the manufacturer or an authorised service centre.
- Only use the luminaire complete with diffuser.
- Non-compliant installation will invalidate any warranty.





WIRING ON-OFF (CL.I)

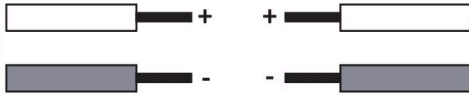
MIN IP 67/68 CONNECTION

WIRING ON-OFF (CL.II)

MIN IP 67/68 CONNECTION

DA1	DA2
DALI	DALI
YELLOW	GREEN

WIRING ON-OFF (CL.III)



REMOTE DRIVER 24V

OPTIONAL BRACKET

