BULLARD
BOLLARDS
Think Bollard Think Bullard

YAMBO
BOLLARD/ COLUMN

INSTALLATION TYPE:
SURFACE-MOUNTED

LED 110-277V

INSTALLATION INSTRUCTION

04/03/2026

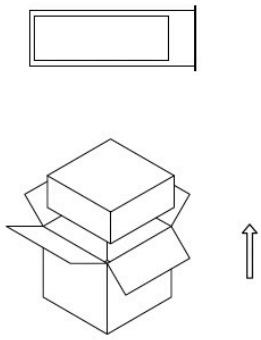

1,Take out the lamps and find the corresponding accessories.

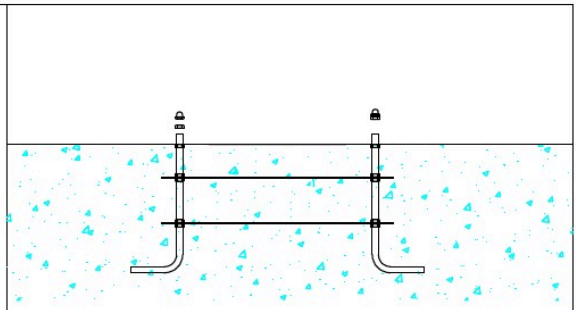

2,Schematic diagram of safety column dimensions.

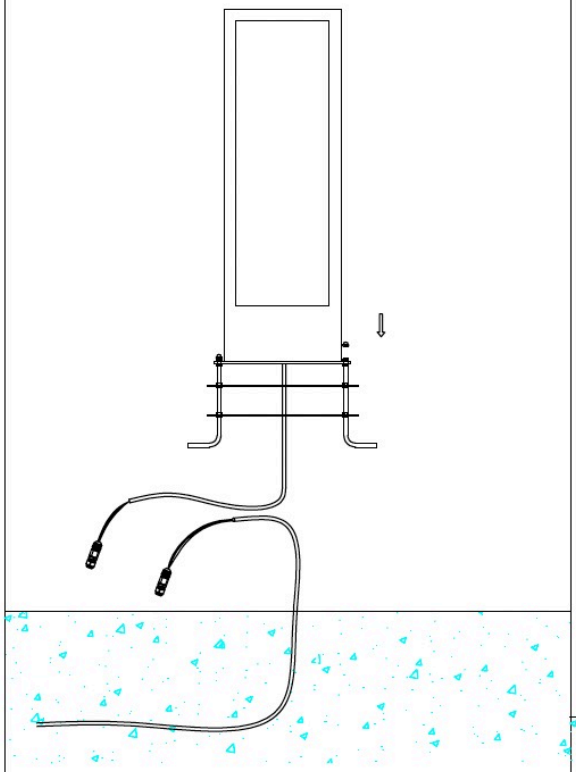

3,Link power main line.

4,Put the lamp body into the ground cage and fix it..

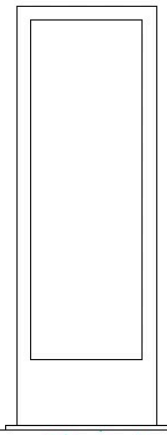

5, Lamp size drawing

6,Try to light lamps

sales@gordonbullard.com
www.bullardbollards.com
1 877-964-4646

991 South Gull Lake Dr.
Richland, MI 49083
USA

Due to the dynamic nature of lighting products and the associated technologies, luminaire data on all specification sheets is subject to change at the discretion of Gordon Bullard LLC and associated companies.

© Bullard & Comany 2026 All Rights Reserved