



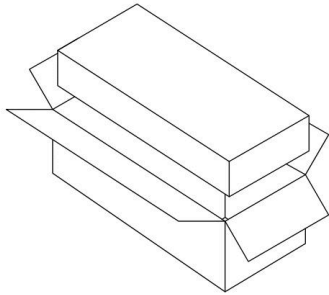
**BULLARD
BOLLARDS**
Think Bollard Think Bullard

CUBOID

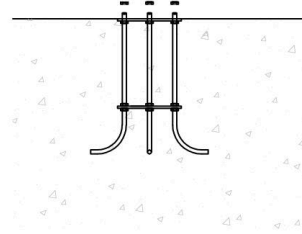
INSTALLATION TYPE:
ANCHOR-MOUNTED




INSTALLATION INSTRUCTION



1, Take out the lamps and find the corresponding



2. Fix the embedded parts to the installation position.



3. Connect the wires with IP67 waterproof connectors as shown in the diagram.

