



**BULLARD
BOLLARDS**
Think Bollard Think Bullard

INSTALLATION INSTRUCTION
01/28/2026

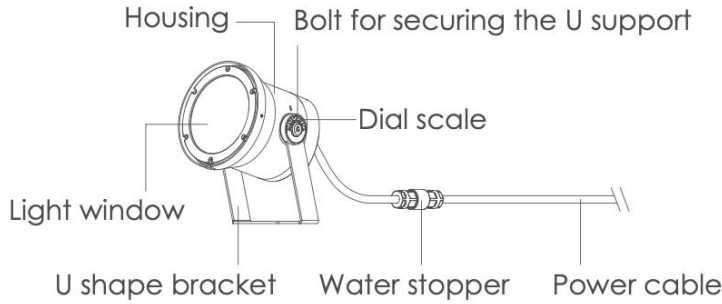
TITAWIN





EXTERIOR DETAILS

Luminaire



Optional accessories

Hood

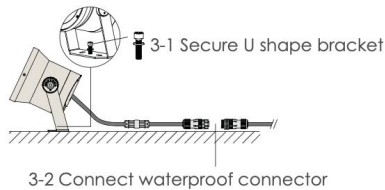
- CA3042 
- CA3043 
- CA3044 

Anti glare louver

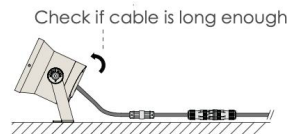
- CA3045 
- CA3046 
- CA3047 

Installation steps

Step 1



Step 2



Data Sheet:

Input Voltage (V): 110-277
IK: 07

sales@gordonbullard.com
www.bullardbollards.com
1 877-964-4646

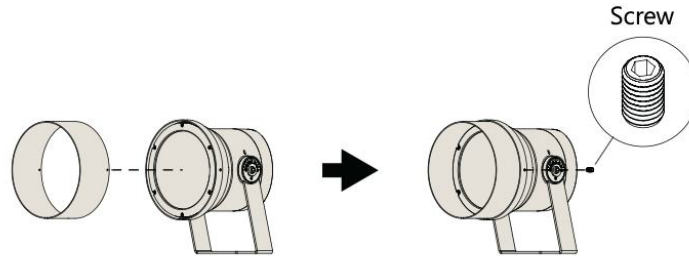


991 South Gull Lake Dr.
Richland, MI 49083
USA



Accessories assemble

Hood



Anti glare louver

